



BK BIRLA GROUP OF COMPANIES

MANGALAM CEMENT LTD.

Regd. A/D



MANGALAM CEMENT LTD.

MCL/Env.- 6(IV)/2023-2024/204

12.05.2023

Director (Industry)
Ministry of Environment, Forest and Climate Change
Indira Paryavaran Bhawan
Jor Bagh Road, Aliganj
New Delhi 110003

Sub.:—"Six monthly compliance report for the period from Oct 2022 to March 2023 of conditions of environmental clearance issued to M/s Mangalam Cement Ltd. for the expansion of Cement Plant (Clinker 4.06 MTPA to 5.30 MTPA, Cement - 6.10 MTPA to 9.0 MTPA, Power 35 to 52.5 MW) situated at Village: Morak, Dist: Kota (Rajasthan).

Ref.: Environment Clearance Letter No. - F NO. J - 11011 /30 /2007 - IA II (I) (Pt.), dtd 20.12.2016.

Dear Sir,

We are submitting herewith six monthly compliance report for the period from Oct. 2022 to March 2023 of conditions of environmental clearance issued to M/s Mangalam Cement Ltd. for the expansion of Cement Plant (Clinker 4.06 MTPA to 5.30 MTPA, Cement - 6.10 MTPA to 9.0 MTPA, Power 35 to 52.5 MW) situated at Village: Morak, Distt: Kota (Rajasthan). Submitted for your kind information & records please.

Thanking you,
Yours faithfully,
For Mangalam Cement Ltd.

P. R. Chaudhary
Sr. Joint President (Operation) & FM

Vinod
Cc to: Regional Director,
Integrated Regional Office,
Ministry of Env., Forest and Climate Change,
Integrated Regional Office, Jaipur , A-209 & 218,
Aranya Bhawan, Mahatma Gandhi Road, Jhalana Institutional Area,
Jaipur - 304002, Rajasthan
: Member Secretary,
Rajasthan Pollution Control Board,
4, Institutional Area,
Jhalana Doongri, Jaipur (Raj.)
: Regional Director,
Central Pollution Central Board,
Zonal Office (Central),
3rd Floor, Sahakar Bhawan,
North T. T. Nagar, Bhopal-462003

Regd. Office & Works : P.O. Aditya Nagar-326520, Morak, Distt. Kota (Raj.) CIN : L26943RJ1976PLC001705, Telefax : 07459- 232156
Website : www.mangalamcement.com, E-mail : email@mangalamcement.com
Kota Office : Shop No. 20, 80 Feet Road, Opp. Sukhdham Colony, (Near SBI Bank) Kota - 324001(Rajasthan)
Mob : 9351468064, E-mail : mclcta@kappa.net.in
Delhi Office : 153, Leela Building (GF), Okhla Indl. Estate, Phase-III, New Delhi - 110020
Tel. No. : 011- 43539132, 43539133, 43539137 Fax : 011- 23421768
E-mail : delhi.purchase@mangalamcement.com, delhi.marketing@mangalamcement.com
Jaipur Office : 2nd Floor, Geejgarh Tower, Hawa-Sarak, Jaipur - 302 006 (Rajasthan)
Tel. : 0141 - 2218933, 2218931, E-mail : jaipur.marketing@mangalamcement.com

Mangalam Cement Ltd.

Name of the Project :- Expansion of Cement Plant Clinker 4.06 MTPA to 5.30 MTPA, Cement - 6.10 MTPA to 9.0 MTPA, Power 35 to 52.5 MW by Mangalam Cement Limited

Project Code :-

Clearance Letter No. :- F NO. J - 11011 /30 /2007 - IA II (I) (Pt.), dtd 20.12.2016

Month of Compliance Report :- Oct 2022 to March 2023

S. No	Conditions	Compliance Status																																																																										
A.	SPECIFIC CONDITIONS:																																																																											
i.	The Project proponent shall install 24x7 air monitoring devices to monitor air emissions, as provided by the CPCB and submit report to ministry and its regional office.	Company has installed Continuous Emission Monitoring system at all the major stacks for real time (24 X 7) emission monitoring, as per CPCB guidelines and data are being transmitted to CPCB & RSPCB server continuously. Day average of real time Continuous Emission Monitoring Reports are enclosed in Annexure-I .																																																																										
ii	The Standards issued by the ministry vide G.S.R. No. 612(E) dated 25 th August, 2014 and subsequent amendment date 9 th May, 2016 and 10 th May 2016 regarding cement plants with respect to particulate matter, SO2 and NOx shall be followed.	<p>We are complying the standards issued by the ministry vide G.S.R. No. 612(E) dated 25th August, 2014 and subsequent amendment date 9th May, 2016 and 10th May 2016 regarding cement plants with respect to particulate matter, SO2 and NOx. Monitoring results of Cement Plants are given as below and details are attached in Annexure- I (A).</p> <table border="1" style="width: 100%; border-collapse: collapse;"> <thead> <tr> <th colspan="4" style="text-align: left;">Unit-I</th> </tr> <tr> <th rowspan="2">Stack No.</th> <th rowspan="2">Details of Stack</th> <th colspan="2">Emission (mg/Nm³)</th> </tr> <tr> <th>Norms</th> <th>Avg. Emission</th> </tr> </thead> <tbody> <tr> <td rowspan="3" style="text-align: center;">1</td> <td rowspan="3" style="text-align: center;">Kiln Main Stack</td> <td style="text-align: center;">30</td> <td style="text-align: center;">19.95</td> </tr> <tr> <td style="text-align: center;">100</td> <td style="text-align: center;">14.09</td> </tr> <tr> <td style="text-align: center;">800</td> <td style="text-align: center;">586.40</td> </tr> <tr> <td style="text-align: center;">2</td> <td style="text-align: center;">Clinker Cooler Stack</td> <td style="text-align: center;">30</td> <td style="text-align: center;">19.80</td> </tr> <tr> <td style="text-align: center;">3</td> <td style="text-align: center;">Cement Mill Stack</td> <td style="text-align: center;">30</td> <td style="text-align: center;">17.70</td> </tr> <tr> <td style="text-align: center;">4</td> <td style="text-align: center;">Vertical Coal Mill Stack</td> <td style="text-align: center;">30</td> <td style="text-align: center;">15.95</td> </tr> </tbody> </table> <table border="1" style="width: 100%; border-collapse: collapse;"> <thead> <tr> <th colspan="4" style="text-align: left;">Unit-II</th> </tr> <tr> <th rowspan="2">Stack No.</th> <th rowspan="2">Details of Stack</th> <th colspan="2">Emission (mg/Nm³)</th> </tr> <tr> <th>Norms</th> <th>Avg. Emission</th> </tr> </thead> <tbody> <tr> <td rowspan="3" style="text-align: center;">1</td> <td rowspan="3" style="text-align: center;">Kiln Main Stack</td> <td style="text-align: center;">30</td> <td style="text-align: center;">18.50</td> </tr> <tr> <td style="text-align: center;">100</td> <td style="text-align: center;">15.46</td> </tr> <tr> <td style="text-align: center;">800</td> <td style="text-align: center;">352.65</td> </tr> <tr> <td style="text-align: center;">2</td> <td style="text-align: center;">Clinker Cooler Stack</td> <td style="text-align: center;">30</td> <td style="text-align: center;">17.10</td> </tr> <tr> <td style="text-align: center;">3</td> <td style="text-align: center;">Cement Mill Stack</td> <td style="text-align: center;">30</td> <td style="text-align: center;">17.87</td> </tr> <tr> <td style="text-align: center;">4</td> <td style="text-align: center;">Coal Mill stack</td> <td style="text-align: center;">30</td> <td style="text-align: center;">16.64</td> </tr> </tbody> </table> <table border="1" style="width: 100%; border-collapse: collapse;"> <thead> <tr> <th colspan="4" style="text-align: left;">Unit-III</th> </tr> <tr> <th rowspan="2">Stack No.</th> <th rowspan="2">Details of Stack</th> <th colspan="2">Emission (mg/Nm³)</th> </tr> <tr> <th>Norms</th> <th>Avg. Emission</th> </tr> </thead> <tbody> <tr> <td style="text-align: center;">1</td> <td style="text-align: center;">Cement Mill Stack</td> <td style="text-align: center;">30</td> <td style="text-align: center;">16.17</td> </tr> </tbody> </table>	Unit-I				Stack No.	Details of Stack	Emission (mg/Nm ³)		Norms	Avg. Emission	1	Kiln Main Stack	30	19.95	100	14.09	800	586.40	2	Clinker Cooler Stack	30	19.80	3	Cement Mill Stack	30	17.70	4	Vertical Coal Mill Stack	30	15.95	Unit-II				Stack No.	Details of Stack	Emission (mg/Nm ³)		Norms	Avg. Emission	1	Kiln Main Stack	30	18.50	100	15.46	800	352.65	2	Clinker Cooler Stack	30	17.10	3	Cement Mill Stack	30	17.87	4	Coal Mill stack	30	16.64	Unit-III				Stack No.	Details of Stack	Emission (mg/Nm ³)		Norms	Avg. Emission	1	Cement Mill Stack	30	16.17
Unit-I																																																																												
Stack No.	Details of Stack	Emission (mg/Nm ³)																																																																										
		Norms	Avg. Emission																																																																									
1	Kiln Main Stack	30	19.95																																																																									
		100	14.09																																																																									
		800	586.40																																																																									
2	Clinker Cooler Stack	30	19.80																																																																									
3	Cement Mill Stack	30	17.70																																																																									
4	Vertical Coal Mill Stack	30	15.95																																																																									
Unit-II																																																																												
Stack No.	Details of Stack	Emission (mg/Nm ³)																																																																										
		Norms	Avg. Emission																																																																									
1	Kiln Main Stack	30	18.50																																																																									
		100	15.46																																																																									
		800	352.65																																																																									
2	Clinker Cooler Stack	30	17.10																																																																									
3	Cement Mill Stack	30	17.87																																																																									
4	Coal Mill stack	30	16.64																																																																									
Unit-III																																																																												
Stack No.	Details of Stack	Emission (mg/Nm ³)																																																																										
		Norms	Avg. Emission																																																																									
1	Cement Mill Stack	30	16.17																																																																									

iii	<p>Prior clearance from the Standing Committee of the National Board for Wildlife shall be obtained due to location of the plant in the buffer zone of Darrah Wildlife Sanctuary, before commencing any expansion activity relating to the project at site. All the conditions stipulated by the Standing Committee shall be effectively implemented in the project. It shall be noted that this clearance does not necessarily implies that wildlife clearance shall be granted to the project and that your proposal for wildlife clearance shall be considered by the competent authorities on its merit and decision taken. The investment made in the project, if any based on environmental clearance granted to the project, in anticipation of the clearance from wildlife clearance shall be entirely at the cost and risk of the project proponent and ministry of Environment, Forest and Climate Change shall not be responsible in this regard, in any manner.</p>	<p>We have received clearance from National Board for Wildlife (NBWL) vide letter no. F()WLC/CWLW/2019/8463 dated 23.10.2020 and complying all the conditions stipulated by Standing Committee. Copy of NBWL Clearance letter has already been submitted to the Ministry vide our letter No. MCL/Env-6(IV)/2021-2022/310 dated 25.05.2021.</p>																																				
iv	<p>The project proponent shall not draw ground water for the project.</p>	<p>Point noted and ensures that we are not drawing ground water for the project.</p>																																				
v	<p>The standards issued by the Ministry vide S.O. 3305 (E) dated 07.12.2015 regarding thermal power plants shall be followed.</p>	<p>The standards issued by the Ministry vide S.O. 3305 (E) dated 07.12.2015 and its subsequent amendments regarding thermal power plants are being complied. Monitoring results of Captive Power Plants are given as below and details are attached in Annexure- I (A).</p> <table border="1" data-bbox="821 1675 1490 2143"> <thead> <tr> <th colspan="4">CPP-I</th> </tr> <tr> <th rowspan="2">Stack No.</th> <th rowspan="2">Details of Stack</th> <th colspan="2">Emission (mg/Nm³)</th> </tr> <tr> <th>Norms</th> <th>Avg. Emission</th> </tr> </thead> <tbody> <tr> <td rowspan="3">1</td> <td rowspan="3">Main Stack Power plant - I</td> <td>50</td> <td>35.00</td> </tr> <tr> <td>600</td> <td>459.40</td> </tr> <tr> <td>450</td> <td>253.50</td> </tr> <tr> <th colspan="4">CPP-II</th> </tr> <tr> <th rowspan="2">Stack No.</th> <th rowspan="2">Details of Stack</th> <th colspan="2">Emission (mg/Nm³)</th> </tr> <tr> <th>Norms</th> <th>Avg. Emission</th> </tr> <tr> <td rowspan="3">1</td> <td rowspan="3">Main Stack Power plant - II</td> <td>50</td> <td>27.07</td> </tr> <tr> <td>600</td> <td>216.20</td> </tr> <tr> <td>450</td> <td>270.00</td> </tr> </tbody> </table>	CPP-I				Stack No.	Details of Stack	Emission (mg/Nm ³)		Norms	Avg. Emission	1	Main Stack Power plant - I	50	35.00	600	459.40	450	253.50	CPP-II				Stack No.	Details of Stack	Emission (mg/Nm ³)		Norms	Avg. Emission	1	Main Stack Power plant - II	50	27.07	600	216.20	450	270.00
CPP-I																																						
Stack No.	Details of Stack	Emission (mg/Nm ³)																																				
		Norms	Avg. Emission																																			
1	Main Stack Power plant - I	50	35.00																																			
		600	459.40																																			
		450	253.50																																			
CPP-II																																						
Stack No.	Details of Stack	Emission (mg/Nm ³)																																				
		Norms	Avg. Emission																																			
1	Main Stack Power plant - II	50	27.07																																			
		600	216.20																																			
		450	270.00																																			

vi	Two High Volume Samplers should be installed at the boundary of the wild life sanctuary suitably to continuously monitor the parameters and maintain records. These records shall be submitted along with the 6 monthly compliance report to the Ministry's Regional Office.	We are continuously monitored parameters on two locations at the boundary of the wildlife sanctuary through High Volume Samplers on quarterly basis and same are being sent to Ministry's Regional Office with six monthly compliance report. Monitoring Reports are enclosed in Annexure-II .																																																												
vii	Continuous stack monitoring facilities for all the stacks shall be provided and sufficient air pollution control devices viz. Electrostatic precipitator (ESP), bag house, bag filters etc. shall be provided to keep the emission levels below 50 mg/Nm ³ and installing energy efficient technology.	We have provided efficient Air Pollution Control Devices at all the stacks to keep the emission under the prescribed norms and to monitor real time emission level we have installed Continuous Emission Monitoring facilities at all the major stacks and real time data from these CEMS analyzers are being transmitted to CPCB & RSPCB server. Status reports of APCM & CEMS Installation along with Measured Emission Values of major stacks are given in Annexure-I (A) .																																																												
viii	The National Ambient Air Quality Emission Standards issued by the Ministry vide G.S.R. No. 826 (E) dated 16 th November, 2009 shall be followed.	<p>We are following National Ambient Air Quality Standard issued by Ministry of Environmental and Forest vide GSR 826(E) of 16th November-2009. Copy is enclosed in Annexure - I(B).</p> <table border="1" data-bbox="808 1043 1485 1496"> <thead> <tr> <th colspan="7">Mangalam Cement Ltd.</th> </tr> <tr> <th colspan="7">Ambient Air Quality Monitoring Results</th> </tr> <tr> <th rowspan="2">S N</th> <th rowspan="2">Location→ Parameters ↓</th> <th rowspan="2">Norms (µg/m³)</th> <th rowspan="2">Near Railw ay Gate</th> <th rowspan="2">Near Securit y Gate</th> <th rowspan="2">Near Rack Loadin g Area</th> <th rowspan="2">Near Work Shop</th> </tr> <tr> <th colspan="4">Avg.</th> </tr> </thead> <tbody> <tr> <td>1</td> <td>PM 0</td> <td>100</td> <td>66.20</td> <td>75.18</td> <td>61.39</td> <td>78.44</td> </tr> <tr> <td>2</td> <td>PM2.5</td> <td>60</td> <td>34.67</td> <td>38.61</td> <td>30.69</td> <td>43.23</td> </tr> <tr> <td>3</td> <td>SO₂</td> <td>80</td> <td>8.81</td> <td>10.00</td> <td>7.74</td> <td>9.71</td> </tr> <tr> <td>4</td> <td>NO_x</td> <td>80</td> <td>15.66</td> <td>15.27</td> <td>11.06</td> <td>16.22</td> </tr> <tr> <td>5</td> <td>CO</td> <td>4000</td> <td>0.465</td> <td>0.48</td> <td>0.405</td> <td>0.555</td> </tr> </tbody> </table>	Mangalam Cement Ltd.							Ambient Air Quality Monitoring Results							S N	Location→ Parameters ↓	Norms (µg/m ³)	Near Railw ay Gate	Near Securit y Gate	Near Rack Loadin g Area	Near Work Shop	Avg.				1	PM 0	100	66.20	75.18	61.39	78.44	2	PM2.5	60	34.67	38.61	30.69	43.23	3	SO ₂	80	8.81	10.00	7.74	9.71	4	NO _x	80	15.66	15.27	11.06	16.22	5	CO	4000	0.465	0.48	0.405	0.555
Mangalam Cement Ltd.																																																														
Ambient Air Quality Monitoring Results																																																														
S N	Location→ Parameters ↓	Norms (µg/m ³)	Near Railw ay Gate	Near Securit y Gate	Near Rack Loadin g Area	Near Work Shop																																																								
							Avg.																																																							
1	PM 0	100	66.20	75.18	61.39	78.44																																																								
2	PM2.5	60	34.67	38.61	30.69	43.23																																																								
3	SO ₂	80	8.81	10.00	7.74	9.71																																																								
4	NO _x	80	15.66	15.27	11.06	16.22																																																								
5	CO	4000	0.465	0.48	0.405	0.555																																																								


ix	A statement on carbon budgeting including the quantum of equivalent CO2 being emitted by the existing plant operations, the amount of carbon sequestered annually by the existing green belt and the proposed green belt and the quantum of equivalent CO2 that will be emitted due to the proposed expansion shall be prepared by the project proponent and submitted to the Ministry and the Regional Office of the Ministry. This shall be prepared every year by the project proponent. The first such budget shall be prepared within a period of 6 months and subsequently it should be prepared every year.	A statement on carbon budgeting for the Financial Year 2022-2023 is under preparation. We will submit the report as soon as possible.
x	For the employees working in high temperature zones falling in the plant operation areas, the total shift duration would be 4 hrs or less per day where the temperature is more than 50 deg C. Moreover, the jobs of these employees will be alternated in such a way that no employee is subjected to working in high temperature area for more than 1 hr continuously. Such employees would be invariably provided with proper protective equipments, garments and gear such as head gear, clothing, gloves, eye protection etc. There should also be an arrangement for sufficient drinking water at site to prevent dehydration etc.	Point noted and complying. We have provided proper protective equipment's, garments etc to all personnel involved in hot work. And provide proper arrangement for sufficient drinking water at site to prevent dehydration etc.
xi	Vehicular pollution due to transportation of raw material shall be controlled. Proper arrangements shall also be made to control dust emissions during loading and unloading of the raw material.	We have installed closed conveyor belts with efficient bag filters to minimize the internal vehicular movement of raw materials. Paved/ concrete roads have been provided for all vehicular movement. No vehicle is allowed inside the plant without PUC certificate. Proper arrangements have also been made to control dust emissions during loading and unloading of raw materials. Fugitive emission monitoring results of our plants are attached in Annexure- I (D) .
xii	'Zero' effluent discharge shall be strictly followed and no wastewater shall be discharged outside the premises.	We are maintaining the "Zero" effluent discharge strictly and no waste water is being discharged.

xiii	Regular monitoring of influent and effluent surface, sub-surface and ground water shall be ensured and treated wastewater shall meet the norms prescribed by the State Pollution Control Board or described under Environment (Protection) Act, 1986.	Domestic Sewage & industrial effluent from thermal power plants is being treated in our own STP & neutralization pit respectively to meet the prescribed norms. Regular monitoring of treated sewage & treated industrial effluent from thermal power plants is being conducted through MoEF&CC approved external laboratory.
xiv	Proper handling, storage, utilization and disposal of all the solid waste shall be ensured and regular report regarding toxic metal content in the waste material and its composition, end use of solid/hazardous waste shall be submitted to the Ministry's Regional Office, SPCB and CPCB.	We have facility for proper handling, storage, utilization and disposal of hazardous & other wastes and details of hazardous & other wastes are being submitted to SPCB in Form-IV. Copies of the same are enclosed herewith as Annexure-III .
xv	A time bound action plan shall be submitted to reduce solid waste generated due to the project related activities, its proper utilization and disposal.	No solid waste is generated from our cement plant however fly ash generated from our captive thermal power plants is being 100% utilized in cement manufacturing.
xvi	A Risk and Disaster Management Plan shall be prepared and a copy submitted to the Ministry's Regional Office, SPCB and CPCB within 3 months of issue of environment clearance letter.	We have prepared and submitted detailed Risk and Disaster Management Plan to the Ministry's Regional Office- Lucknow, CPCB- New Delhi and RSPCB Jaipur vide our letter no. MCL/Env-95/2016-17/7006 dated 15.03.2017.
xvii	Green belt shall be developed in at least 33% of the project area by planting native and broad leaved species in consultation with local DFO and local communities as per CPCB guidelines. 10 to 15 m wide green belt should be developed all along the boundary of the site and both the side of the road.	Green belt development is our ongoing process and we have planted 1,32,160 numbers of plant saplings in & around the plant premises and developed more than 33 % green belt area, as per the CPCB guidelines. Year wise details of plantation are given in Annexure- IV .
xvii i	All the commitments made to the public during Public Hearing/ Public consultation meeting shall be satisfactorily implemented and adequate budget provision shall be made accordingly.	We are implementing all the commitments made to the public during Public Hearing/ Public consultation.

xix	<p>At least 2.5% of the total cost of project shall be earmarked towards the Enterprise Social Commitment based on Public Hearing issues, locals need and item-wise details along with time bound action plan shall be prepared and submitted to the Ministry's Regional Office. Implementation of such program shall be ensured by constituting a Committee comprising of the proponent, representatives of village Panchyat and District Administration. 'Action taken report in this regard shall be submitted to the Ministry's Regional Office.</p>	<p>We are implementing all the commitments made to the public during Public Hearing/ Public consultation.</p>
xx	<p>The proponent shall prepare a detailed CSR plan for every year for the next 5 years for the existing cum expansion project, which includes village wise, sector-wise (Health, Education, Sanitation, Health, Skill Development and Infrastructure requirements such as strengthening of village roads, avenue plantation, etc.) activities in consultation with local communities and administration. The CSR plan will include the amount of 2% retain annual profits as provided for in Clause 135 of the Companies Act, 2013 which provided for 2% of the average net profits of previous 3 years towards CSR activities for life of the project. A separate budget head shall be created & the annual capital & revenue expenditure on various activities of the plan shall be submitted as part of the Compliance Report to RO. The details of the CSR plan shall be uploaded on the company website & shall be provided in the Annual Report of the company.</p>	<p>We are following the conditions as per guidelines. CSR Report for the period from Oct. 2022 to March 2023 is attached in Annexure-V.</p>

xxi	The Company shall submit within three months their policy towards Corporate Environment Responsibility which shall inter-alia address (i) Standard operating process/ procedure to being into focus any infringement/deviation/ violation of environmental or forest norms/ conditions, (ii) Hierarchical system or Administrative order of the Company to deal with environmental issues and ensuring compliance to the environmental clearance conditions and (iii) System of reporting of non-compliance/ violation environmental norms to the Board of Directors of the company and/ or stakeholders or shareholders.	We have submitted company's Policy for Environment Management System certified by BIS and under this system, we have proper company policy focusing on continual improvement in the field of Environment including prevention of pollution, conservation of natural resources etc. vide our letter no. MCL/ ENV-95/ 2016-17/ dated 11.03.2017.
xxii	Provision shall be made for the housing of construction labour within the site with all necessary infrastructure and facilities such as fuel for cooking, mobile toilets, mobile STP, Safe drinking water, medical health care, crèche etc. The housing may be in the form of temporary structures to be removed after the completion of the project.	Point noted. It is a brown field project and we have our own township, where all necessary facilities such as fuel for cooking, toilets, STP, safe drinking water, medical health care, crèche etc. are available.
xxii i	The project proponent shall provide for solar light system for all common areas, street lights, village, parking around project area and maintain the same regularly.	Point noted & complying in phase manner. We have installed solar light in mine's magazine area & solar geysers at guest house & bachelor's hostel.
xxi v	The project proponent shall provide for LED lights in their offices and residential areas.	We have replaced more than 6000 numbers of LED lights in our plant, residential areas, streetlight, parking areas etc.

B.	GENERAL CONDITIONS:								
i	The project authorities must strictly adhere to the stipulations made by the Rajasthan Pollution Control Board and the State Govt.	We are strictly complying the stipulations made by the Rajasthan State Pollution Control Board and the State Government.							
ii	No further expansion or modifications in the plant shall be carried out without prior approval of the Ministry of Environment, Forest and Climate Change (MoEF&CC).	For expansion or modification of the plant we will take prior approval of the Ministry, if any.							
iii	At least four ambient air quality monitoring stations should be established in the downward direction as well as where maximum ground level concentration of PM10, PM2.5, SO2 and NOx are anticipated in consultation with the SPCB. Data on ambient air quality and stack emission shall be regularly submitted to this Ministry including its Regional Office at Lucknow and the SPCB/CPCB once in six months.	Four ambient air qualities – monitoring stations are provided at the periphery of our factory premises for the monitoring of ambient air quality. The locations of these stations were decided in consultation with RO Kota. We are submitting data on ambient air quality and stack emissions to Regional office at Lucknow and RPCB, CPCB once in six months.							
			Mangalam Cement Ltd.						
			Ambient Air Quality Monitoring Results						
			SN	Location→ Parameters ↓	Norms (µg/m3)	Near Railway Gate	Near Securi ty Gate	Near Rack Loadi ng Area	No W Sh
			1	PM10	100	66.20	75.18	61.39	78
			2	PM2.5	60	34.67	38.61	30.69	43
			3	SO ₂	80	8.81	10.00	7.74	9.
			4	NO _x	80	15.66	15.27	11.06	16
			5	CO	4000	0465	0.48	0.405	0.5

iv	Industrial wastewater shall be properly collected, treated so as to conform to the standards prescribed under GSR 422 (E) dated 19 th May, 1993 and 31 st December, 1993 or as amended from time to time. The treated wastewater shall be utilized for plantation purpose.	Industrial waste water is being collected and treated as per GSR 422 (E) dtd. 19th May 1993 guidelines and used for plantation purpose after treatment.																										
v	The overall noise levels in and around the plant area shall be kept well within the standards (85 dBA) by providing noise control measures including acoustic hoods, silencers, enclosures etc. on all sources of noise generation. The ambient noise levels should conform to the standards prescribed under EPA Rules, 1989 viz. 75 dBA (daytime) and 70 dBA (nighttime).	<p>Noise is being checked on regularly basis as per standard& limited within the prescribed standards. Copy is enclosed herewith in Annexure – I(C).</p> <table border="1" data-bbox="727 499 1469 902"> <thead> <tr> <th colspan="4">Results of Noise</th> </tr> <tr> <th rowspan="2">Sr. No.</th> <th rowspan="2">Location</th> <th colspan="2">Ambient Air Noise Results (dB)</th> </tr> <tr> <th>Day Avg.</th> <th>Night Avg.</th> </tr> </thead> <tbody> <tr> <td>1</td> <td>Near Security Gate</td> <td>63.05</td> <td>51.87</td> </tr> <tr> <td>2</td> <td>Near Railway Gate</td> <td>63.66</td> <td>49.77</td> </tr> <tr> <td>3</td> <td>Near Rack Loading Area</td> <td>63.50</td> <td>47.71</td> </tr> <tr> <td>4</td> <td>Near Work Shop</td> <td>63.08</td> <td>53.90</td> </tr> </tbody> </table>	Results of Noise				Sr. No.	Location	Ambient Air Noise Results (dB)		Day Avg.	Night Avg.	1	Near Security Gate	63.05	51.87	2	Near Railway Gate	63.66	49.77	3	Near Rack Loading Area	63.50	47.71	4	Near Work Shop	63.08	53.90
Results of Noise																												
Sr. No.	Location	Ambient Air Noise Results (dB)																										
		Day Avg.	Night Avg.																									
1	Near Security Gate	63.05	51.87																									
2	Near Railway Gate	63.66	49.77																									
3	Near Rack Loading Area	63.50	47.71																									
4	Near Work Shop	63.08	53.90																									
vi	Occupational health surveillance of the workers shall be done on a regular basis and records maintained as per the Factory Act.	We are maintaining Occupational health checkup of the workers regular basis as per the factories act. Report is enclosed herewith in Annexure – VI.																										
vii	The company shall develop rain water harvesting structures to harvest the rain water for utilization in the lean season besides recharging the ground water table.	<p>We have developed rainwater harvesting system at our plant buildings.</p> <p style="text-align: center;"><u>Rain water Harvesting</u></p>  <table border="1" data-bbox="738 1489 1469 1778"> <thead> <tr> <th colspan="3">Mangalam Cement Ltd.</th> </tr> <tr> <th colspan="3">Details Of water Harvesting</th> </tr> <tr> <th>S.No.</th> <th>Location</th> <th>Roof Area (m²)</th> </tr> </thead> <tbody> <tr> <td>1.</td> <td>Engineering Building</td> <td>725</td> </tr> <tr> <td>2.</td> <td>Load Center Building</td> <td>1458</td> </tr> <tr> <td>3.</td> <td>Store Building</td> <td>1620</td> </tr> <tr> <td>4.</td> <td>Captive Power Plant-I</td> <td>1200</td> </tr> </tbody> </table>	Mangalam Cement Ltd.			Details Of water Harvesting			S.No.	Location	Roof Area (m ²)	1.	Engineering Building	725	2.	Load Center Building	1458	3.	Store Building	1620	4.	Captive Power Plant-I	1200					
Mangalam Cement Ltd.																												
Details Of water Harvesting																												
S.No.	Location	Roof Area (m ²)																										
1.	Engineering Building	725																										
2.	Load Center Building	1458																										
3.	Store Building	1620																										
4.	Captive Power Plant-I	1200																										

viii	The project proponent shall also comply with all the environmental protection measures and safeguards recommended in the EIA/EMP report. Further, the company must undertake socio-economic development activities in the surrounding villages like community development programmes, educational programmes, drinking water supply and health care etc.	Earmarked capital for environmental projects will be used exclusively for its implementations as maintained in EIA / EMP Reports. We shall implement this condition as per Enterprise Social Commitment scheme. CSR Report for the period from Oct. 2022 to March 2023 is attached in Annexure-V.												
ix	Requisite funds shall be earmarked towards capital cost and recurring cost/annum for environment pollution control measures to implement the conditions stipulated by the Ministry of Environment, Forest and Climate Change (MoEFCC) as well as the State Government. An implementation schedule for implementing all the conditions stipulated herein shall be submitted to the Regional Office of the Ministry at Lucknow. The funds so provided shall not be diverted for any other purpose.	<p>We agree the condition and complying. Environmental expenditure incurred during the period from Oct. 2022 to March 2023 for environment protection measures is given below.</p> <table border="1" data-bbox="737 972 1490 1357"> <thead> <tr> <th colspan="3" data-bbox="737 972 1490 1016">Mangalam Cement Ltd</th> </tr> <tr> <th colspan="3" data-bbox="737 1016 1490 1137">Environmental expenditure incurred during the period from –Oct. 2022 to March - 2023 for environment protection measures.</th> </tr> <tr> <th data-bbox="737 1137 846 1227">S. No.</th> <th data-bbox="846 1137 1170 1227">Department</th> <th data-bbox="1170 1137 1490 1227">Total Cost (In Rs.)</th> </tr> </thead> <tbody> <tr> <td data-bbox="737 1227 846 1357">1.</td> <td data-bbox="846 1227 1170 1357">Total Expenditures</td> <td data-bbox="1170 1227 1490 1357">94908540.07</td> </tr> </tbody> </table>	Mangalam Cement Ltd			Environmental expenditure incurred during the period from –Oct. 2022 to March - 2023 for environment protection measures.			S. No.	Department	Total Cost (In Rs.)	1.	Total Expenditures	94908540.07
Mangalam Cement Ltd														
Environmental expenditure incurred during the period from –Oct. 2022 to March - 2023 for environment protection measures.														
S. No.	Department	Total Cost (In Rs.)												
1.	Total Expenditures	94908540.07												
x	A copy of clearance letter shall be sent by the proponent to concerned Panchayat, ZilaParishad/ Municipal Corporation, Urban Local Body and the local NGO, if any, from whom suggestions/ representations, if any, were received while processing the proposal. The clearance letter shall also be put on the web site of the company by the proponent.	We have put the clearance letter on the website of the company.												

xi	<p>The project proponent shall upload the status of compliance of stipulated environment clearance conditions, including results of monitored data on their website and shall update the same periodically. It shall simultaneously be sent to the Regional Office of the MoEFCC at Lucknow. The respective Zonal Office of CPCB and the SPCB. The criteria pollutant levels namely; PM10, SO2, NOx (ambient levels as well as stack emissions) or critical sectoral parameters, indicated for the projects shall be monitored and displayed at a convenient location near the main gate of the company in the public domain.</p>	<p>We are uploading every six monthly report of plant monitoring results and compliance report of Environmental clearance condition time to time at our web site and same data are being send to the RO, Lucknow, CPCB, RPCB and Zonal office.</p>
xii	<p>The project proponent shall also submit six monthly reports on the status of the compliance of the stipulated environmental conditions including results of monitored data (both in hard copies as well as by e-mail) to the Regional Office of this Ministry at Lucknow/ CPCB/SPCB shall monitor the stipulated conditions.</p>	<p>The resulting monitoring data are being submitted, six monthly reports in the month of June and Dec. every year and same copy being sent to the Regional office Lucknow, RPCB and Central Pollution Control Board.</p>
xiii	<p>The environmental statement for each financial year ending 31st March in Form-V as is mandated to be submitted by the project proponent to the concerned State Pollution Control Board as prescribed under the Environment (Protection) Rules 1986, as amended subsequently, shall also be put on the website of the company along with the status of compliance of environmental conditions and shall also be sent to the respective Regional Office of the MoEFCC at Lucknow by e-mail.</p>	<p>We are submitting Environmental Statement before 30th September in every year and same data available at web site and one copy being sent by e-mail to the Regional office of the MoEF at Lucknow.</p>

xiv	<p>The Project Proponent shall inform the public that the project has been accorded environmental clearance by the Ministry and copies of the clearance letter are available with the SPCB and may also be sent at website of the Ministry of Environment, Forest and Climate Change (MoEFCC) at http://envfor.nic.in. This shall be advertised within seven days from the date of issue of the clearance letter, at least in two local newspapers that are widely circulated in the region of which one shall be in the vernacular language of the locality concerned and a copy of the same should be forwarded to the Regional office at Lucknow.</p>	<p>We had advertised information of Environmental clearance letter in two local newspapers in local language of the locality concerned and same copy sent to the Rajasthan Pollution Control Board, Jaipur and the Regional office at Lucknow.</p>
xv	<p>Project authorities shall inform the Regional Office as well as the Ministry, the date of financial closure and final approval of the project by the concerned authorities and date of commencing the land development work.</p>	<p>We will inform the regional office as well as to the ministry the date of financial closure and final approval of the project.</p>

Mangalam Cement Ltd. Morak, Kota (Rajasthan)
Day Average Report of Continuous Emission Monitoring System for the Month of October 2022. (All value in mg/Nm3)

Annexure - I

Dated	Unit - I										Unit - II										CPP - I			CPP - II		
	Kiln - I (PM)	Kiln - I (NOx)	Kiln - I (SO2)	Cooler - I (PM)	Cement Mill - I (PM)	Coal Mill - I (PM)	Kiln - II (PM)	Kiln - II (NOx)	Kiln - II (SO2)	Cooler - II (PM)	Cement Mill - II (PM)	Coal Mill - II (PM)	Cement Mill - III (PM)	Nox	SO2	PM	Nox	SO2	PM	Nox	SO2	PM				
	01-10-22	21.59	592.9	16.7	20.38	19.92	10.93	21.88	655.97	24.89	23.8	18.99	0.02	15.41	0.12	0	0	412.74	456.81	31.49						
02-10-22	18.22	655.83	17.36	20.06	10.46	12.77	18.91	564.71	16.1	20.9	18.57	13.64	14.71	0.16	0	0	384.73	419.63	29.5							
03-10-22	18.37	653.97	17.12	20.17	15.71	12.24	18.88	589.18	20.37	21.09	7.58	5.8	14.08	0.12	0	0	384.12	421.67	29.89							
04-10-22	22.25	670.09	17.09	21.68	17.93	12.31	19.04	583.85	14.68	21.09	7.89	14.32	14.78	0.13	0	0	385.81	415.35	29.74							
05-10-22	22.26	662.79	17.29	21.73	17.16	11.45	19	603.66	14.4	20.94	17.71	10.82	13.51	0.15	0	0	385.81	372.57	28.89							
06-10-22	22.65	674.83	17.21	21.7	6	12	19.04	604.36	14.21	20.99	18.31	14.48	14.61	0.21	0	0	380.84	334.07	28.54							
07-10-22	23.19	662.07	17.07	21.82	4.67	12.04	18.89	592.96	15.44	20.91	14.99	11.45	14.48	0.22	0	0	375.49	358.25	28.1							
08-10-22	18.23	660.62	17.03	20.15	11.13	11.43	18.92	605.49	14.56	20.84	4.85	12.94	13.66	0.22	0	0	384.36	342.1	29.62							
09-10-22	18.29	669.23	17.12	19.92	0	12.22	19.11	584.36	14.91	21.01	16.23	13.22	12.77	0.17	0	0	379.99	429.67	28.7							
10-10-22	19.15	646.97	17.3	19.82	13.66	13.52	19.04	580.16	14.15	21.04	18.31	12.92	14.79	0.13	0	0	382.67	382.81	28.93							
11-10-22	23.44	694.19	18.34	17.26	0.01	14.75	15.73	588.02	15.06	17.73	0	0.02	14.79	0.12	0	0	394.74	376.82	27.78							
12-10-22	24.14	669.17	16.97	21.67	5.64	7.13	19.08	541.74	13.34	21.01	9.44	10.5	4.11	0.13	0	0	375.02	398.9	28.31							
13-10-22	17.5	603.16	17.2	20.33	5.19	11.46	18.96	552.81	12.77	20.9	0	9.5	0.27	0.12	0	0	368.79	347.57	27.09							
14-10-22	16.77	654.7	17.35	19.39	0	11.69	19.01	607.04	16.43	20.93	12.52	12.66	9.64	0.12	0	0	379.16	401.61	30.43							
15-10-22	19	663.95	31.2	20.2	9.57	11.05	18.94	577.04	33.51	20.96	12.58	16.77	13.87	4.32	5.78	0	376.37	469.36	28.87							
16-10-22	18.37	659.07	17.33	20.08	18	10.53	19	554.59	11.86	20.93	18.38	17.99	8.54	0.12	0	0	385.12	493.17	28.36							
17-10-22	18.8	633.48	19.54	20.35	15.99	11.73	18.92	561.22	15.38	20.96	18.28	17.07	9.83	0.12	0	0	376.64	501.47	28.66							
18-10-22	17.63	663	22.25	19.93	5.93	11.48	19.02	555.43	19.48	20.93	15.25	15.09	3.78	0.12	0	0	375.35	495.31	26.78							
19-10-22	16.24	663.48	22.42	19.47	9.93	11.31	18.99	611.55	19.44	21.12	9.94	15.92	2.84	0.12	0	0	377.02	473.64	25.81							
20-10-22	16.32	663.53	22.45	19.7	4.84	11.25	18.83	622.93	19.43	20.93	18.02	14.39	9.73	0.12	0	0	382.92	502.56	28.44							
21-10-22	16.17	675.63	24.24	17.74	18.46	11.16	16.95	644.18	17.36	22.05	16.87	17.51	7.82	0.12	0	0	392.63	515.38	30.81							
22-10-22	16.21	663.67	22.45	19.5	16.7	10.5	19	631.3	19.34	20.97	17.16	16.37	3.41	0.13	0	0	378.93	466.48	28.46							
23-10-22	16.58	656.59	21.83	19.03	5.43	10.88	19.08	626.17	18.99	21.03	13.91	15.15	3.85	0.12	0	0	375.87	469.24	27.34							
24-10-22	18.72	656.17	20.13	20.35	0.81	10.34	19.13	608.59	14.97	21.05	0	13.59	4.19	0.12	0	0	372.82	461.01	25.23							
25-10-22	23.06	634.97	19.67	22.04	0	11.24	19.08	595.13	14.02	21	0	13.86	0.27	0.13	0	0	379.02	469.57	23.27							
26-10-22	21.99	646.21	19.34	22.15	0	10.8	18.98	596.87	13.76	20.91	7.98	17.45	0.27	0.15	0	0	368.46	471.59	28.28							
27-10-22	21.77	641.93	18.92	21.89	11.89	11.31	18.91	581.5	13.34	20.9	6.21	16.55	2.36	0.16	0	0	370.41	493.72	27.65							
28-10-22	16.35	642.93	18.83	18.11	9.54	11.25	18.98	622.67	13.12	20.97	10.84	12.99	9.84	0.12	0	0	377.18	497.93	27.96							
29-10-22	16.74	642.29	38.41	17.91	9.73	11.29	18.94	542.1	33.57	20.92	0	10.64	14.75	3.93	4.81	0	378.5	525.13	28.29							
30-10-22	17.91	605.28	17.96	18.61	13.11	11.57	19.11	479.78	12.31	21.07	11.03	13.55	13.64	0.14	0	0	377.6	528.31	28.89							
31-10-22	18.31	635.81	17.85	18.94	3.53	9.75	19.05	381.15	9.57	21.01	14.7	6.15	14.32	0.15	0	0	376.5	496.51	29.07							

Mangalam Cement Ltd. Morak , Kota (Rajasthan)
Day Average Report of Continuous Emission Monitoring System for the Month of December 2022, (All value in mg/Nm3)

Dated	Unit -I										Unit -II					Unit -III					CPP -I			CPP -II		
	Kiln -I (PM)	Kiln -I (NOx)	Kiln -I (SO2)	Cooler -I	Cement Mill -I	Coal Mill -I	Kiln -II (PM)	Kiln -II (NOx)	Kiln -II (SO2)	Cooler -II	Cement Mill -II	Coal Mill -II	Cement Mill -III	Nox	SO2	PM	Nox	SO2	PM	Nox	SO2	PM				
01-12-22	23.53	591.73	9.82	18.41	18.23	12.26	0.01	0	0.33	0	15.17	0.02	13.46	0.12	0	0	354.68	413.49	31.1							
02-12-22	24.68	655.92	11.63	20.12	17.7	12.65	0	0	0.38	0	17.79	0.02	12.8	0.05	0	0	365.72	358.15	27.2							
03-12-22	25.6	671.1	11.65	19.46	11.26	11.83	0.01	0	0.37	0	18.41	0.02	12.11	0.04	0	0	359.29	377.58	26.73							
04-12-22	23.05	662.46	11.7	19.64	16.03	11.19	0.01	0	0.34	0	11.31	0.86	14.11	0.07	0	0	355.1	235.51	26.66							
05-12-22	23.46	656.04	11.72	19.52	17.89	13.12	0.01	0	0.34	0	16.96	0.02	13.96	0.12	0	0	344.67	196.41	26.65							
06-12-22	24.08	654.15	11.53	19.53	18.02	12.24	0.01	0	0.34	0	2.99	0.02	14.1	0.12	0	0	356.4	208.96	26.74							
07-12-22	26.49	666.54	11.83	19.42	14.2	12.88	4.42	42.55	13.45	2.33	13.82	0.84	8.28	0.12	0	0	359.57	220.34	26.89							
08-12-22	25.7	668.98	12.37	19.37	6.7	12.07	13.06	485.52	17.93	15.01	17.79	13.86	9.5	0.12	0	0	342.91	183.14	29.56							
09-12-22	24.36	641.25	11.51	19.62	16.93	12	13.04	597.15	17.81	14.98	13.15	14.23	13.28	0.05	0	0	358.86	193.56	27.87							
10-12-22	24.91	643.25	25.57	19.57	17.51	11.63	13.06	606.84	28.69	15.07	7.25	15.04	11.66	2.25	3.24	0	337.77	169.79	27.41							
11-12-22	28.97	661.99	14.08	22.61	20.77	10.94	20.48	285.78	19	18.41	17.55	14.89	11.99	0	0	0	412.92	143.01	26.95							
12-12-22	26.45	675.75	16.81	19.48	17.98	11.36	19.05	361.63	21.71	17.06	18.46	9.09	14.28	0	0	0	382.47	198.16	27.57							
13-12-22	22.45	661.05	16.95	19.45	14.89	11.16	18.47	273.35	20.69	17.31	0	9.69	15.27	0.02	0	0	354.02	259.61	28.38							
14-12-22	20.35	675.69	16.9	19.44	6.17	10.48	19.02	367.17	14.9	16.86	15.65	12.91	14.35	0.04	0	0	357.27	241.97	27.71							
15-12-22	20.97	687.29	16.8	19.7	9.42	4.53	19.2	418.61	18.37	17.08	15.66	14.78	9.66	0.05	0	0	344.46	179.88	26.98							
16-12-22	19.52	700.41	16.94	19.48	13.68	11.5	19.01	376.23	20.15	16.95	18.76	16.87	5.22	0.07	0	0	351.7	201.82	27.16							
17-12-22	20.14	686.31	17.03	19.6	16.93	10.93	18.92	385.5	19.59	16.93	18.85	15.03	8.81	0.07	0	0	322.97	172.85	26.6							
18-12-22	20.8	683.06	16.86	19.49	16.55	10.94	19.02	467.15	18.71	16.94	19.39	14.08	15.08	0	0	0	348.47	142.67	22.55							
19-12-22	20.29	681.83	16.61	19.41	17.86	13.14	19.17	486.4	26.98	17.05	10.54	14.52	10.7	0	0	0	357.91	151.72	22.66							
20-12-22	20.54	682.37	16.85	19.53	17.93	11.7	18.83	483.52	17.51	16.76	12.56	13.37	12.91	0	0	0	320.16	154.85	23.18							
21-12-22	19.11	675.15	14.41	19.71	18.87	13.43	17.88	467.93	24.56	15.89	17.77	15.19	0.29	0	0	0	330.68	420.38	23.33							
22-12-22	19.7	681.01	17.57	20.11	18.08	13.38	19.05	504.82	16.19	16.97	13.19	11.36	10.37	0.01	0	0	372.53	401.14	22.6							
23-12-22	18.82	681.01	16.78	19.68	15.87	12.7	18.93	634.05	16.64	16.78	9.95	9.12	13.69	0.01	0	0	362.68	296.16	22.75							
24-12-22	20.07	654.39	25.47	19.39	16.82	13.36	19.1	561.15	26.52	17.03	19.42	14.31	15.69	0.62	0.58	0	381.85	411.75	22.43							
25-12-22	19.38	675.19	16.78	19.58	15.13	12.25	18.63	268.25	13.58	15.49	18.7	1.9	13.92	0.02	0	0	369.39	290.42	22.78							
26-12-22	19.19	663.44	16.78	19.56	15.52	13.09	2.4	0	0.34	0	15.86	0.02	15.81	0	0	0	362.86	165.99	23.24							
27-12-22	18.84	662.94	16.68	19.54	13.17	13.07	0.01	0	0.33	0	13.4	0.02	13.69	0	0	0	359.43	168.28	23.51							
28-12-22	19.78	614.16	16.44	19.49	5.97	10.93	0.01	0	0.33	0	15.8	0.25	12.06	0	0	0	374.69	282.24	22.89							
29-12-22	20.22	678.98	16.58	19.5	16.59	13.73	0.01	0	0.33	0	5.29	0.02	15.68	0	0	0	366.04	345.09	27.79							
30-12-22	19.58	678.93	16.51	19.75	16.54	13.03	0.01	0	0.33	2.12	1.9	0.02	17.19	0	0	0	352.53	311.15	29.15							
31-12-22	18.78	669.44	16.65	19.53	17.9	13.31	0.02	0	0.34	9.67	15.27	0.02	13.31	0	0	0	374.75	315.58	31.14							

Mangalam Cement Ltd. Morak , Kota (Rajasthan)
Day Average Report of Continuous Emission Monitoring System for the Month of January 2023, (All value in mg/Nm3)

Dated	Unit - I										Unit - II				Unit - III				CPP - I				CPP - II						
	Kiln - I (PM)	Kiln - I (NOx)	Kiln - I (SO2)	Cooler - I (PM)	Cement Mill - I (PM)	Coal Mill - I (PM)	Kiln - II (PM)	Kiln - II (NOx)	Kiln - II (SO2)	Cooler - II (PM)	Cement Mill - II (PM)	Coal Mill - II (PM)	Cement Mill - III (PM)	Nox	SO2	PM	Nox	SO2	PM	Nox	SO2	PM	Nox	SO2	PM	Nox	SO2	PM	
	01-01-23	21.02	679.39	16.38	17.63	17.34	12.38	8.55	0	106.76	21.1	17.56	0.03	20.78	0	0	0	255.67	458.78	0	0	0	255.67	458.78	0	0	0	255.67	458.78
02-01-23	20.45	681.53	16.33	19.65	16.24	11.75	11.08	418.42	44.14	11.77	18.61	8.25	15.58	0	0	0	281.12	331.55	0	0	0	281.12	331.55	0	0	0	281.12	331.55	28.16
03-01-23	20.29	679.31	16.4	19.42	14.37	12.37	14.55	610.14	24.48	17.04	17.03	15.25	12.09	0	0	0	301.78	330.16	0	0	0	301.78	330.16	0	0	0	301.78	330.16	29.96
04-01-23	20.6	667.31	16.38	19.53	18	12.02	16.51	519.24	18.71	16.91	7.79	15.99	9.42	0	0	0	361.12	259.57	0	0	0	361.12	259.57	0	0	0	361.12	259.57	27.29
05-01-23	20.75	672.78	16.27	19.52	5.88	12.68	19.25	490.51	11.52	17.23	18.61	13.77	13.21	0	0	0	354.58	298.25	0	0	0	354.58	298.25	0	0	0	354.58	298.25	28.15
06-01-23	20.15	646.26	16.44	19.62	14.35	12.18	18.91	496.34	13.6	16.92	13.56	12.96	10.58	0	0	0	349.28	328.65	0	0	0	349.28	328.65	0	0	0	349.28	328.65	28.45
07-01-23	20.24	659.8	13.04	19.56	16.01	12.02	18.97	550.03	12.16	16.95	17.05	12.91	13.26	0	0	0	330.03	368.34	0	0	0	330.03	368.34	0	0	0	330.03	368.34	30.8
08-01-23	19.51	611.81	15.61	19.57	17.98	9.57	18.91	512.62	15.47	16.85	18.48	15.45	13.07	0	0	0	343.61	295.08	0	0	0	343.61	295.08	0	0	0	343.61	295.08	31.14
09-01-23	19.43	650.87	20.65	19.56	15.1	13.35	18.99	530.18	19.57	17.01	18.81	16.41	14.53	0	0	0	319.26	309.34	0	0	0	319.26	309.34	0	0	0	319.26	309.34	30.4
10-01-23	20.36	578.86	21.75	19.48	17.97	12.09	18.98	508.92	14.6	16.91	7.3	15.29	11.23	0	0	0	315.52	315.77	0	0	0	315.52	315.77	0	0	0	315.52	315.77	30.99
11-01-23	19.38	586.09	22.92	16.65	15.72	13.57	16.21	663.29	12.44	14.24	0	12.01	11.77	0	0	0	378.68	247.12	0	0	0	378.68	247.12	0	0	0	378.68	247.12	31.3
12-01-23	20.14	588.6	21.92	19.48	18.1	13.15	19.1	543.25	15.56	17.05	2.26	11.91	14.31	0.07	0	0	325.99	277.83	0	0	0	325.99	277.83	0	0	0	325.99	277.83	31.51
13-01-23	20.21	575.74	21.78	19.51	16.67	12.34	18.76	425.79	17.79	16.76	14.07	14.25	10.57	0.12	0	0	319.22	360.57	0	0	0	319.22	360.57	0	0	0	319.22	360.57	30.93
14-01-23	19.42	651.15	92.8	19.55	13.06	12.02	19.07	447.03	34.06	17.03	18.91	14.27	0.27	3.24	4.13	0	350.67	429.07	0	0	0	350.67	429.07	0	0	0	350.67	429.07	31.58
15-01-23	20.48	655.3	20.33	19.67	13.75	12.99	18.92	473.23	17.21	16.88	19.51	13.34	8.16	0.02	0	0	355.37	206.76	0	0	0	355.37	206.76	0	0	0	355.37	206.76	34.13
16-01-23	20.99	673.69	13.87	19.45	2.14	12.63	19.12	388.42	8.06	16.82	19.85	14.71	16.43	0	0	0	368.09	302.18	0	0	0	368.09	302.18	0	0	0	368.09	302.18	32.96
17-01-23	21.14	682.61	17.5	19.57	0	12.59	18.86	402.21	9.24	16.9	13.73	14.73	16.81	0	0	0	363.67	261.56	0	0	0	363.67	261.56	0	0	0	363.67	261.56	33.2
18-01-23	20.21	676.82	14.65	19.52	0	12.72	18.96	427.52	9.22	16.89	18.28	14.79	17.22	0	0	0	351.18	276.98	0	0	0	351.18	276.98	0	0	0	351.18	276.98	32.54
19-01-23	19.5	656.62	17.21	19.64	0	11.32	18.78	403.55	9.69	16.8	18.44	13.36	17.1	0	0	0	346.75	286.91	0	0	0	346.75	286.91	0	0	0	346.75	286.91	30.93
20-01-23	20.24	657.48	21.59	19.62	10.72	12.91	18.97	443.12	10.66	16.9	17.36	14.93	16.56	0	0	0	340.61	415.97	0	0	0	340.61	415.97	0	0	0	340.61	415.97	29.32
21-01-23	20.25	566.35	1.31	20.99	17.19	10.67	14.11	417.91	18.34	14.95	21.48	14.93	0.28	0	0	0	390.51	229.89	0	0	0	390.51	229.89	0	0	0	390.51	229.89	25.36
22-01-23	20.18	659.66	11.83	19.6	17.92	11.62	19.03	420.52	24.3	17.03	9.56	14.54	13.41	0	0	0	321.32	277.99	0	0	0	321.32	277.99	0	0	0	321.32	277.99	28.87
23-01-23	18.74	636.64	13.15	19.53	17.38	12.19	19.04	341.83	22.14	17.03	18.45	10.26	16.78	0	0	0	299.98	265.2	0	0	0	299.98	265.2	0	0	0	299.98	265.2	28.04
24-01-23	19.84	686.05	13.47	19.49	17.43	12.05	19.03	445.69	18.73	16.98	18.31	13.77	17.45	0	0	0	323.06	288.55	0	0	0	323.06	288.55	0	0	0	323.06	288.55	27.75
25-01-23	18.46	670.72	15.3	19.65	17.96	12.01	19.16	477.91	25.82	17.08	13.62	9.63	13.92	0	0	0	306.34	273.3	0	0	0	306.34	273.3	0	0	0	306.34	273.3	27.96
26-01-23	19.9	622.51	15.98	19.55	16.03	11.99	18.97	303.65	22.15	16.96	12.23	9.2	13.75	0	0	0	314.15	322.73	0	0	0	314.15	322.73	0	0	0	314.15	322.73	26.25
27-01-23	19.96	599.16	13.55	19.56	17.97	11.81	19.05	301.94	20.15	17.04	12.69	7.87	17.32	0	0	0	302.52	357	0	0	0	302.52	357	0	0	0	302.52	357	26.51
28-01-23	20.17	645.99	21.29	19.32	17.47	10.53	19.06	316.73	25.45	16.94	16.66	8.11	15.84	4.36	6.28	0	322.79	366.96	0	0	0	322.79	366.96	0	0	0	322.79	366.96	26.76
29-01-23	18.99	604.01	14.91	19.52	16.91	12.17	19.04	325.67	18.83	16.92	6.86	7.95	17.06	0	0	0	321.97	402.1	0	0	0	321.97	402.1	0	0	0	321.97	402.1	24.58
30-01-23	19.83	683.27	14.93	19.56	16.87	11.2	18.9	289.94	27.29	16.93	12.04	11.21	14.97	0	0	0	345.45	444	0	0	0	345.45	444	0	0	0	345.45	444	25.2
31-01-23	20.23	592.16	16.08	19.57	12.68	12.24	19.15	304.97	33.16	17.12	18.07	9.01	16.75	0	0	0	337.93	429.98	0	0	0	337.93	429.98	0	0	0	337.93	429.98	25.4

Mangalam Cement Ltd. (Morak)

(APCM & CEMS Installation Status Report with Measured Emission Values)

Unit-I									
Stack No.	Details of Stack	Stack Attached with	Height (M)	Dia (M)	CEMS Installation Status	Concentration of Emission (mg/Nm ³)			Avg.
						Norms	Oct 22 to Dec 22	Jan 23 to March 23	
1	Kiln Main Stack	Hybrid Bag house	145	4	PM SO2 NOx	30 100 800	19.70 16.98 482.70	20.20 11.20 690.10	19.95 14.09 586.40
2	Clinker Cooler Stack	ESP	35	3.3	PM	30	19.90	19.70	19.80
3	Cement mill Stack	Bag house	30	1.2	PM	30	17.20	18.20	17.70
4	Vertical Coal mill stack	Bag house	53	1.15	PM	30	13.80	18.10	15.95
Unit-II									
Stack No.	Details of Stack	Stack Attached with	Height (M)	Dia (M)	CEMS Installation Status	Concentration of Emission (mg/Nm ³)			Avg.
						Norms	Oct 22 to Dec 22	Jan 23 to March 23	
1	Kiln Main Stack	Hybrid Bag house	100	3.2	PM SO2 NOx	30 100 800	18.30 24.50 448.20	18.70 6.42 257.10	18.50 15.46 352.65
2	Clinker Cooler Stack	ESP	35	3.3	PM	30	17.30	16.90	17.10
3	Cement mill Stack	Bag house	30	0.9	PM	30	17.85	17.90	17.87
4	Coal mill stack	Bag house	60	1.35	PM	30	17.00	16.28	16.64
Unit-III									
Stack No.	Details of Stack	Stack Attached with	Height (M)	Dia (M)	CEMS Installation Status	Concentration of Emission (mg/Nm ³)			Avg.
						Norms	Oct 22 to Dec 22	Jan 23 to March 23	
1	Cement Mill Stack	Bag House	45	0.66	PM	30	17.35	15.00	16.17

CPP-I									
Stack No.	Details of Stack	Stack Attached with	Height (M)	Dia (M)	CEMS Installation Status	Concentration of Emission (mg/Nm ³)			
						Norms	Oct 22 to Dec 22	Jan 23 to March 23	Avg.
1	Main Stack Power plant - I	ESP	77	2.5	PM SO2 NOx	50 600 450	NR NR NR	35.00 459.40 253.5	35.00 459.40 253.50
CPP-II									
Stack No.	Details of Stack	Stack Attached with	Height (M)	Dia (M)	CEMS Installation Status	Concentration of Emission (mg/Nm ³)			
						Norms	Oct 22 to Dec 22	Jan 23 to March 23	Avg.
1	Main Stack Power plant - II	ESP	77	2.5	PM SO2 NOx	50 600 450	22.65 213.30 348.80	31.50 219.10 191.20	27.07 216.20 270

Mangalam Cement Ltd. (Morak)

Ambient Air Quality Monitoring Results

(All values in $\mu\text{g}/\text{m}^3$)

Sr No	Location/ Parameters ↓	Norms	Near Railway Gate		Near Security Gate		Near Rack Loading Area		Near Work Shop					
			Oct 22 to Dec 22	Jan 23 to March 23	Avg.	Oct 22 to Dec 22	Jan 23 to March 23	Avg.	Oct 22 to Dec 22	Jan 23 to March 23	Avg.			
1	PM10	100	65.21	67.20	66.20	67.67	82.70	75.18	60.98	61.80	61.39	72.98	83.90	78.44
2	PM2.5	60	36.24	33.10	34.67	37.12	40.10	38.61	31.29	30.10	30.69	41.26	45.20	43.23
3	SO ₂	80	8.46	9.17	8.81	9.11	10.90	10.00	7.26	8.23	7.74	9.10	10.32	9.71
4	NOx	80	15.21	16.12	15.66	14.73	15.81	15.27	11.86	10.26	11.06	15.20	17.24	16.22
5	CO	4000	0.45	0.48	0.465	0.49	0.47	0.48	0.42	0.39	0.405	0.53	0.58	0.555

Mangalam Cement Ltd. (Morak)

Ambient Noise Monitoring Report (All values in (dB)A)

Sr. No.	Location	Oct 22 to Dec 22		Jan 23 to March 23		Day Avg.	Night Avg.
		Day	Night	Day	Night		
1	Near Security Gate	63.12	48.65	64.20	50.90	63.66	49.77
2	Near Railway Gate	64.21	46.73	62.80	48.70	63.50	47.71
3	Near Rack Loading Area	64.36	55.40	61.80	52.40	63.08	53.90
4	Near Work Shop						

Mangalam Cement Ltd. (Morak)

Results of Fugitive Emission (All values in $\mu\text{g}/\text{m}^3$)

S.No.	Location	Oct 22 to Dec 22	Jan 23 to March 23	Avg.
Common Location				
1	Raw Material Storage Area-I & II	382	395	388.50
2	Near Coal Storage area- I & II	406	412	409.00
3	Near Additive Storage I & II	435	400	417.50
4	Near Packing Plant-I & II	488	470	479.00
5	Near Time Office	240	210	225.00
Unit-I				
6	Near Crusher-I	268	243	255.50
7	Near Cement Mill-I	322	245	283.50
8	Stacker & Reclaimer-I	243	230	236.50
Unit-II				
9	Near Crusher-II	298	261	279.50
10	Near Cement Mill-II	300	231	265.50
11	Stacker & Reclaimer-II	295	230	262.50
12	Near Clinker Stock Pile (CSP)-II	300	286	293.00
Unit-III				
13	Near Packing Plant-III	400	346	373.00
14	Near Cement Mill-III	381	320	350.50
CPP-I & II				
15	Near Coal Storage (CPP-I & II)	405	389	397.00



Analyzing for an Assured
Future

NOIDA TESTING LABORATORIES

(An ISO : 9001 : 2015, 14001 : 2015 & ISO 45001 : 2018 & NABL Accredited Laboratory)
MoEF & CC (Ministry of Environment, Forest & Climate Change), UPPCB & HSPCB Recognized Laboratory
+91-9313611642, 8510081921, 7503031145, 8527870572, 7503031146, 9999794369

TEST CERTIFICATE

Sample Number: NTL/LAB/07 Report No.: AAQ-211222-07
Name & Address of Party: M/s Mangalam Cement Ltd. Party Reference No.: NIL
P.O. Aditya Nagar -Morak, Kota, Rajasthan Reporting Date: 26/12/2022
Period of Analysis: 21/12/2022-26/12/2022
Receipt Date: 21/12/2022

Sample Description : AMBIENT AIR QUALITY MONITORING

General Information:-
Sample collected by : NTL Team
Sampling Location : Near Darrah National Park Boundary Approach Road of Kukara Kala Village
Instrument Calibration Status : Calibrated
Latitude : 24°47'34"
Longitude : 75°51'37"
Meteorological condition during monitoring : Clear Sky
Date of Monitoring : 19/12/2022 to 20/12/2022
Time of Monitoring : 12:30 to 12:30 Hrs.
Ambient Temperature (°C) : Min. 10°C, Max. 26°C
Surrounding Activity : Human, Vehicular & Plant Activities
Scope of Monitoring : Regulatory Requirement
Sampling & Analysis Protocol : IS-5182
Parameter Required : As per Work Order

TEST RESULTS


S. No.	Parameter	Protocol	Result	Unit	NAAQS 2009
1.	Particulate Matter (PM _{2.5})	IS 5182 (P-24) -2019	30.52	µg/m ³	60
2.	Particulate Matter (PM ₁₀)	IS: 5182 (P-23), 2006	63.45	µg/m ³	100
3.	Nitrogen Dioxide (NO ₂)	IS: 5182 (P-6), Reaffirmed-2017	17.26	µg/m ³	80
4.	Sulphur Dioxide (SO ₂)	IS: 5182 (P-2), Reaffirmed-2017	7.22	µg/m ³	80
5.	Carbon Monoxide (as CO)	IS: 5182 (P-10)	0.28	mg/m ³	4

Note: -

1. The Result Listed refer only to the tested sample and applicable parameters
2. Total Liability of our concern is limited to the invoiced amount
3. The report is not to be reproduced wholly or part and cannot be used as an evidence in the court of law and should not be used in any advertising media without our special permission in writing

-----End of the Report-----

(Checked By)



Laboratory : GT-20, Sector-117, Noida Gautam Budh Nagar - 201301
Branch Office : IP-2, Haridwar, Uttarakhand
Branch Office : Gayatri Nagar, Katgodam, Haldwani, Uttarakhand
E. : noida.laboratory@gmail.com, info@noidalabs.com W.: www.noidalabs.com



Analyzing for an Assured Future

NOIDA TESTING LABORATORIES

(An ISO : 9001 : 2015, 14001 : 2015 & ISO 45001 : 2018 & NABL Accredited Laboratory)
MoEF & CC (Ministry of Environment, Forest & Climate Change), UPPCB & HSPCB Recognized Laboratory
+91-9313611642, 8510081921, 7503031145, 8527870572, 7503031146, 9999794369

TEST CERTIFICATE

Sample Number: NTL/LAB/06 Report No.: AAQ-211222-06
Name & Address of Party: M/s Mangalam Cement Ltd. Party Reference No.: NIL
P.O. Aditya Nagar -Morak, Kota, Rajasthan Reporting Date: 26/12/2022
Period of Analysis: 21/12/2022-26/12/2022
Receipt Date: 21/12/2022

Sample Description : AMBIENT AIR QUALITY MONITORING

General Information:-
Sample collected by : NTL Team
Sampling Location : Near Avalimeri Mahal Darrah Village
Instrument Calibration Status : Calibrated
Latitude : 24°48'54"
Longitude : 75°59'06"
Meteorological condition during monitoring : Cloud Sky
Date of Monitoring : 19/12/2022 to 20/12/2022
Time of Monitoring : 11:30 to 11:30 Hrs.
Ambient Temperature (°C) : Min. 10°C, Max. 26 °C
Surrounding Activity : Human, Vehicular & Plant Activities
Scope of Monitoring : Regulatory Requirement
Sampling & Analysis Protocol : IS-5182
Parameter Required : As per Work Order

TEST RESULTS

S. No.	Parameter	Protocol	Result	Unit	NAAQS 2009
1.	Particulate Matter (PM _{2.5})	IS 5182 (P-24) -2019	25.69	µg/m ³	60
2.	Particulate Matter (PM ₁₀)	IS: 5182 (P-23), 2006	56.78	µg/m ³	100
3.	Nitrogen Dioxide (NO ₂)	IS: 5182 (P-6), Reaffirmed-2017	13.64	µg/m ³	80
4.	Sulphur Dioxide (SO ₂)	IS: 5182 (P-2), Reaffirmed-2017	9.12	µg/m ³	80
5.	Carbon Monoxide (as CO)	IS: 5182 (P-10)	0.32	mg/m ³	4

Note: -

- The Result Listed refer only to the tested sample and applicable parameters
- Total Liability of our concern is limited to the invoiced amount
- The report is not to be reproduced wholly or part and cannot be used as an evidence in the court of law and should not be used in any advertising media without our special permission in writing

-----End of the Report-----

(Checked By)



Laboratory : GT-20, Sector-117, Noida Gautam Budh Nagar - 201301
Branch Office : IP-2, Haridwar, Uttrakhand
Branch Office : Gayatri Nagar, Katgodam, Haldwani, Uttrakhand
E : noida.laboratory@gmail.com, info@noidalabs.com W: www.noidalabs.com



Analyzing for an Assured Future

NOIDA TESTING LABORATORIES

(An ISO : 9001 : 2015, ISO 45001 : 2018 (OB&S) Certified & NABL Accredited Laboratory)
MoEF & CC (Ministry of Environment, Forest & Climate Change), UPPCB Recognized Laboratory
☎ +91-9313611642, 8510081921, 7503031145, 8527870572, 7503031146, 9999794369

TEST CERTIFICATE

Sample Number: NTL/LAB/07 **Report No.:** AAQ-010323-07
Name & Address of Party: M/s Mangalam Cement Ltd.
P.O. Aditya Nagar -Morak, Kota, Rajasthan **Party Reference No.:** NIL
Report Date: 06/03/2023
Period of Analysis: 01-06/03/2023
Receipt Date: 01/03/2023

Sample Description : AMBIENT AIR QUALITY MONITORING

General Information:-
Sample collected by : NTL Team
Sampling Location : Near Darrah National Park Boundary Approach Road of Kukara Kala Village
Instrument Calibration Status : Calibrated
Latitude : 24°47'34"
Longitude : 75°51'37"
Meteorological condition during monitoring : Clear Sky
Date of Monitoring : 25/02/2023 to 26/02/2023
Time of Monitoring : 12:30 to 12:30 Hrs.
Ambient Temperature (°C) : Min. 15°C, Max. 33°C
Surrounding Activity : Human, Vehicular & Plant Activities
Scope of Monitoring : Regulatory Requirement
Sampling & Analysis Protocol : IS-5182
Parameter Required : As per Work Order

TEST RESULTS

S. No.	Parameter	Protocol	Result	Unit	NAAQS 2009
1.	Particulate Matter (PM _{2.5})	IS 5182 (P-24) -2019	32.58	µg/m ³	60
2.	Particulate Matter (PM ₁₀)	IS: 5182 (P-23), 2006	65.10	µg/m ³	100
3.	Nitrogen Dioxide (NO ₂)	IS: 5182 (P-6), Reaffirmed-2017	18.18	µg/m ³	80
4.	Sulphur Dioxide (SO ₂)	IS: 5182 (P-2), Reaffirmed-2017	8.26	µg/m ³	80
5.	Carbon Monoxide (as CO)	IS: 5182 (P-10)	0.37	mg/m ³	4

Note: -

- The Result Listed refer only to the tested sample and applicable parameters
- Total Liability of our concern is limited to the invoiced amount
- The report is not to be reproduced wholly or part and cannot be used as an evidence in the court of law and should not be used in any advertising media without our special permission in writing

-----End of the Report-----

(Checked By)

(Authorized Signatory)

Laboratory : GT-20, Sector-117, NOIDA, Gautam Budh Nagar - 201316
Branch Office : IP-2, Handwar, Uttarakhand | Gayatri Nagar, Kathgodam, Haldwani, Uttarakhand
E.: noida.laboratory@gmail.com, info@noidalabs.com **W.:** www.noidalabs.com



NOIDA TESTING LABORATORIES

(An ISO : 9001 : 2015, ISO 45001 : 2018 (OH&S) Certified & NABL Accredited Laboratory)
MoEF & CC (Ministry of Environment, Forest & Climate Change), UPPCB Recognized Laboratory
+91-9313611642, 8510081921, 7503031145, 8527870572, 7503031146, 9999794369

TEST CERTIFICATE

Sample Number:	NTL/LAB/06	Report No.:	AAQ-010323-06
Name & Address of Party:	M/s Mangalam Cement Ltd. P.O. Aditya Nagar -Morak, Kota, Rajasthan	Party Reference No.:	NIL
		Report Date:	06/03/2023
		Period of Analysis:	01-06/03/2023
		Receipt Date:	01/03/2023

Sample Description : AMBIENT AIR QUALITY MONITORING

General Information:-

Sample collected by	: NTL Team
Sampling Location	: Near Avalimeri Mahal Darrah Village
Instrument Calibration Status	: Calibrated
Latitude	: 24°48'54"
Longitude	: 75°59'06"
Meteorological condition during monitoring	: Clear Sky
Date of Monitoring	: 24/02/2023 to 25/02/2023
Time of Monitoring	: 11:30 to 11:30 Hrs.
Ambient Temperature (°C)	: Min. 16°C, Max. 33 °C
Surrounding Activity	: Human, Vehicular & Plant Activities
Scope of Monitoring	: Regulatory Requirement
Sampling & Analysis Protocol	: IS-5182
Parameter Required	: As per Work Order

TEST RESULTS

S. No.	Parameter	Protocol	Result	Unit	NAAQS 2009
1.	Particulate Matter (PM _{2.5})	IS 5182 (P-24) -2019	26.39	µg/m ³	60
2.	Particulate Matter (PM ₁₀)	IS: 5182 (P-23), 2006	58.42	µg/m ³	100
3.	Nitrogen Dioxide (NO ₂)	IS: 5182 (P-6), Reaffirmed-2017	14.21	µg/m ³	80
4.	Sulphur Dioxide (SO ₂)	IS: 5182 (P-2), Reaffirmed-2017	8.85	µg/m ³	80
5.	Carbon Monoxide (as CO)	IS: 5182 (P-10)	0.40	mg/m ³	4

Note:-

- The Result Listed refer only to the tested sample and applicable parameters
- Total Liability of our concern is limited to the invoiced amount
- The report is not to be reproduced wholly or part and cannot be used as an evidence in the court of law and should not be used in any advertising media without our special permission in writing

-----End of the Report-----

(Checked By)

(Authorized Signatory)

Laboratory : GT-20, Sector-117, NOIDA, Gautam Budh Nagar - 201316
 Branch Office : IP-2, Haridwar, Uttarakhand | Gayatri Nagar, Kathgodam, Haldwani, Uttarakhand
 E.: noida.laboratory@gmail.com, info@noidalabs.com W.: www.noidalabs.com



B.K. BIRLA GROUP OF COMPANIES

MANGALAM CEMENT LTD.

Regd. A/D



MANGALAM CEMENT LTD.

MCL / Haz./E-11(II)/2023-2024/ 169

05.05.2023

The Sr Environment Engineer (CPP)
Rajasthan Pollution Control Board,
4, Institutional Area
Jhalana Doongri,
Jaipur (Rajasthan)

Sub: Submission of Annual Return under the Hazardous & Other Wastes (M&TM) Rules, 2016 & its amendments for M/s Mangalam Cement Ltd., (Unit-I), Morak, Dist: Kota, (Raj)

Ref: 1. Hazardous Waste Authorization No. RPCB/HWM/2020-2021/CPM/HSW/58 dt. 29.01.2021
 2. Hazardous Waste Authorization No. RPCB/HWM/2022-2023/CPM/HSW/3 dt. 11.04.2022
 3. Hazardous Waste Authorization No. RPCB/HWM/2017-2018/HSW/HSW/343 dt. 02.02.2018
 4. Hazardous Waste Authorization No. RPCB/HWM/2020-2021/CPM/HSW/47 dt. 19.01.2021
 5. Hazardous Waste Authorization No. RPCB/HWM/2020-2021/CPM/HSW/45 dt. 19.01.2021

Dear Sir,


In connection to the above mentioned subject & referred authorizations, we are submitting herewith Annual Return for the FY 2022-2023 in prescribed Form-IV under the Hazardous & Other Wastes (Management & Transboundary Movement) Rule, 2016 & its amendments for M/s Mangalam Cement Limited (Unit-I), P.O. Aditya Nagar, Village Morak, Tehsil: Ramganj Mandi, Dist: Kota (Raj).

This is for your information & record please. Kindly acknowledge the receipt.

Thanking you,

Yours faithfully

For Mangalam Cement Ltd. (Unit - I)


 P. R. Chaudhary
 Sr. Jt. President (Operation) & FM

Encl: a/a

Cc to: - The Regional Officer
 Rajasthan Pollution Control Board
 Plot No. Spl. 2A, Paryavaran Marg
 Road No. 6, Indraprastha Indl. Area
 Kota - 324005

Regd. Office & Works : P.O. Aditya Nagar-326520, Morak, Distt. Kota (Raj.) CIN : L26943RJ1976PLC001705, Telefax : 07459 - 232156
 Website : www.mangalamcement.com, E-mail : email@mangalamcement.com
 Kota Office : Shop No. 20, 80 Feet Road, Opp. Sukhdham Colony, (Near SBI Bank) Kota - 324001(Rajasthan)
 Mob : 9351468064, E-mail : mclcta@kappa.net.in
 Delhi Office : 153, Leela Building (GF), Okhla Indl. Estate, Phase-III, New Delhi - 110020
 Tel. No. : 011- 43539132, 43539133, 43539137 Fax : 011- 23421768
 E-mail : delhi.purchase@mangalamcement.com, delhi.marketing@mangalamcement.com
 Jaipur Office : 2nd Floor, Geejgarh Tower, Hawa-Sarak, Jaipur - 302 006 (Rajasthan)
 Tel. : 0141 - 2218933, 2218931, E-mail : jaipur.marketing@mangalamcement.com

FORM 4

[See rules 6(5), 13(8), 16(6) and 20 (2)]

FORM FOR FILING ANNUAL RETURNS

[To be submitted to State Pollution Control Board by 30th day of June of every year for the preceding period April to March]

1.	Name and address of facility	:	M/S Mangalam Cement Ltd. (Unit-I), P.O. Aditya Nagar, Village: Morak, Tehsil: Ramganj Mandi, Dist: Kota Pin code: 326520 (Rajasthan)
2.	Authorization No. and Date of issue	:	RPCB/HWM/2017-2018/HSW/HSW/354 dt. 20.02.2018 RPCB/HWM/2020-2021/CPM/HSW/58 dt. 29.01.2021 RPCB/HWM/2022-2023/CPM/HSW/3 dt. 11.04.2022 RPCB/HWM/2020-2021/CPM/HSW/47 dt. 19.01.2021 RPCB/HWM/2020-2021/CPM/HSW/45 dt. 19.01.2021
3.	Name of the authorised person and full address with telephone, fax number and e-mail	:	P. R. Chaudhary Sr. Jt. President (Operation) & FM Mangalam Cement Ltd. Mob. No. 07230003274 E-Mail Id. :pr.chaudhary@mangalamcement.com
4	Production during the year (product wise), wherever applicable	:	Year 2022-2023 Clinker : 1355964 MT Cement : 876324.467 MT

Part A. To be filled by hazardous waste generators


1	Total quantity of waste generated category wise	:	Quantity generated during FY 2022-2023 Used Oil : 12600 Ltr. (Sch.-I, Category 5.1) Oil Soaked Cotton: NIL (Sch-I, Category 5.2) Waste/ Residue Containing Oil: NIL (Sch-I, Category 5.2)			
2	Quantity dispatched	:				
(i)	to disposal facility	:	Nil			
(ii)	to recycler or co-processors or pre-processor	:	12600 Ltr. (Sold to Authorized Recycler) M/S Bharat Industrial Oil Co. (BIOC) S-758 (1), Road No. 9F1 Vishwakarma Industrial Area Jaipur- 302013			
			Hazardous Waste Type	Quantity of Hazardous Waste (Ltr)	Date of Manifest	Mode of Disposal
			Used Oil Cat: 5.1	8200	26.09.2022	Sold to Authorized Recycler i.e. M/s BIOC, Jaipur
			Used Oil Cat: 5.1	4400	27.02.2023	Sold to Authorized Recycler i.e. M/s BIOC, Jaipur

(iii)	Others	:	Nil
3	Quantity utilized in-house, if any	:	Nil
4	Quantity in storage at the end of the year	:	Nil
Part B. To be filled by Treatment, storage and disposal facility operators			
1	Total quantity received	:	N.A.
	Quantity in stock at the beginning of the year	:	N.A.
	Quantity treated	:	N.A.
	Quantity disposed in landfills as such and after treatment	:	N.A.
	Quantity incinerated (if applicable)	:	N.A.
	Quantity processed other than specified above	:	N.A.
	Quantity in storage at the end of the year	:	N.A.
Part C. To be filled by recyclers or co-processors or other users			
1	Quantity of waste received during the year	:	Tyre Chip: NIL (Common for Unit-I & II) Plastic Waste: NIL (Common for Unit-I & II) Chemical Gypsum : NIL (Common for Unit-I, II & III) Waste Mix Liquid & Solid: NIL (Common for Unit-I & II) Agro Waste: 9767.83 MT(Common for Unit-I, II and CPP-I & II) Iron Sludge: NIL (Common for Unit-I & II)
(i)	domestic sources	:	Tyre Chip: NIL (Common for Unit-I & II) Plastic Waste: NIL (Common for Unit-I & II) Chemical Gypsum : NIL (Common for Unit-I, II & III) Waste Mix Liquid & Solid: NIL (Common for Unit-I & II) Agro Waste: 9767.83 MT(Common for Unit-I, II and CPP-I & II) Iron Sludge: NIL (Common for Unit-I & II)
(ii)	imported (if applicable)	:	Nil
2	Quantity in stock at the beginning of the year	:	Tyre Chip: NIL (Common for Unit-I & II) Plastic Waste: NIL (Common for Unit-I & II) Chemical Gypsum: NIL (Common for Unit-I, II & III) Waste Mix Liquid & Solid: NIL (Common for Unit-I & II) Agro Waste: 42.58 MT (Common for Unit-I, II and CPP-I & II) Iron Sludge: NIL (Common for Unit-I & II)
3	Quantity recycled or co-processed or used	:	Tyre Chip: NIL (Unit-I) Plastic Waste: NIL (Unit-I) Chemical Gypsum: NIL (Unit-I) Waste Mix Liquid & Solid: NIL(Unit-I) Agro Waste: NIL (Unit-I) & 9610.22 MT (CPP-I & II) Iron Sludge: NIL (Unit-I)
4	Quantity of products dispatched (wherever applicable)	:	N.A.

5	Quantity of waste generated	:	N.A.
6	Quantity of waste disposed	:	N.A.
7	Quantity re-exported (wherever applicable)	:	N.A.
8	Quantity in storage at the end of the year	:	Tyre Chip: NIL (Common for Unit-I & II) Plastic Waste: NIL (Common for Unit-I & II) Chemical Gypsum: NIL (Common for Unit-I, II & III) Waste Mix Liquid & Solid: NIL (Common for Unit-I & II) Agro Waste: 55.62 MT (Common for Unit-I, II and CPP-I & II) Iron Sludge: NIL (Common for Unit-I & II)

Date: 05.05.2023

Place: Morak



 Signature of the Occupier or
 Operator of the disposal facility



BK BIRLA GROUP OF COMPANIES

MANGALAM CEMENT LTD.

Redg. A/D



MANGALAM CEMENT LTD.

MCL / Haz./E-11(II)/2023-2024/170

05.05.2023

The Sr Environment Engineer (CPP)
Rajasthan Pollution Control Board,
4, Institutional Area
Jhalana Doongri,
Jaipur (Rajasthan)

Sub: Submission of Annual Return under the Hazardous & Other Wastes (M&TM) Rules, 2016 & its amendments for M/s Mangalam Cement Ltd., (Unit-II), Morak, Dist: Kota, (Raj)

Ref: 1. Hazardous Waste Authorization No. RPCB/HWM/2020-2021/CPM/HSW/54 dt. 29.01.2021
2. Hazardous Waste Authorization No. RPCB/HSM/2022.2023/CPM/HSW/1 dt. 11.04.2022
3. Hazardous Waste Authorization No. RPCB/HWM/2022-2023/CPM/HSW/4 dt. 19.04.2022
4. Hazardous Waste Authorization No. RPCB/HWM/2017-2018/HSW/HSW/354 dt. 20.02.2018
5. Hazardous Waste Authorization No. RPCB/HWM/2020-2021/CPM/HSW/46 dt. 19.01.2021
6. Hazardous Waste Authorization No. RPCB/HWM/2020-2021/CPM/HSW/43 dt. 18.01.2021
7. Hazardous Waste Authorization No. RPCB/HWM/2022-2023/CPM/HSW/27 dt. 02.01.2023

Dear Sir,

In connection to the above mentioned subject & referred authorizations, we are submitting herewith Annual Return for the FY 2022-2023 in prescribed Form-IV under the Hazardous & Other Wastes (Management & Transboundary Movement) Rule, 2016 & its amendments for M/s Mangalam Cement Limited (Unit-II), P.O. Aditya Nagar, Vill: Morak, Tehsil: Ramganj Mandi, Dist: Kota (Raj).

This is for your information & record please. Kindly acknowledge the receipt.

Thanking you,
Yours faithfully

For Mangalam Cement Ltd. (Unit - II)

P. R. Chaudhary
Sr. Jt. President (operation) & FM

Encl: a/a

Cc to: - The Regional Officer

Rajasthan Pollution Control Board
Plot No. Spl. 2A, Paryavaran Marg
Road No. 6, Indraprastha Indl. Area
Kota - 324005

Regd. Office & Works : P.O. Aditya Nagar-326520, Morak, Distt. Kota (Raj.) CIN : L26943RJ1976PLC001705, Telefax : 07459 - 232156
Website : www.mangalamcement.com, E-mail : email@mangalamcement.com
Kota Office : Shop No. 20, 80 Feet Road, Opp. Sukhdham Colony, (Near SBI Bank) Kota - 324001(Rajasthan)
Mob : 9351468064, E-mail : mclkota@kappa.net.in
Delhi Office : 153, Leela Building (GF), Okhla Indl. Estate, Phase-III, New Delhi - 110020
Tel. No. : 011- 43539132, 43539133, 43539137 Fax : 011- 23421768
E-mail : delhi.purchase@mangalamcement.com, delhi.marketing@mangalamcement.com
Jaipur Office : 2nd Floor, Geejgarh Tower, Hawa-Sarak, Jaipur - 302 006 (Rajasthan)
Tel. : 0141 - 2218933, 2218931, E-mail : jaipur.marketing@mangalamcement.com

FORM 4

[See rules 6(5), 13(8), 16(6) and 20 (2)]

FORM FOR FILING ANNUAL RETURNS

[To be submitted to State Pollution Control Board by 30th day of June of every year for the preceding period April to March]


1.	Name and address of facility	:	M/S Mangalam Cement Ltd. (Unit-II), P.O. Aditya Nagar, Village: Morak, Tehsil: Ramganj Mandi, Dist: Kota Pin code: 326520 (Rajasthan)
2.	Authorization No. and Date of issue	:	RPCB/HWM/2020-2021/CPM/HSW/54 dt. 29.01.2021 RPCB/HSM/2022-2023/CPM/HSW/1 dt. 11.04.2022 RPCB/HWM/2022-2023/CPM/HSW/4 dt. 19.04.2022 RPCB/HWM/2017-2018/HSW/HSW/354 dt. 20.02.2018 RPCB/HWM/2020-2021/CPM/HSW/46 dt. 19.01.2021 RPCB/HWM/2020-2021/CPM/HSW/43 dt. 18.01.2021 RPCB/HWM/2022-2023/CPM/HSW/27 dt. 02.01.2023
3.	Name of the authorised person and full address with telephone, fax number and e-mail	:	P. R. Chaudhary Sr. Jt. President (Operation)& FM Mangalam Cement Ltd. Mob. No. 07230003274 E-Mail Id. :pr.chaudhary@mangalamcement.com
4.	Production during the year (product wise), wherever applicable	:	Year 2022-2023 Clinker : 1047839.00 MT Cement : 1009940.544 MT

Part A. To be filled by hazardous waste generators

1.	Total quantity of waste generated category wise	:	Quantity Generated during FY 2022-2023 Used Oil: 10400 Ltr. (Sch.-I, Category 5.1) Oil Soaked Cotton: NIL (Sch-I, Category 5.2) Waste/ Residue Containing Oil: NIL (Sch-I, Category 5.2)											
2.	Quantity dispatched	:												
(i)	to disposal facility	:	Nil											
(ii)	to recycler or co-processors or pre-processor	:	10400 Ltr. (Sold to Authorized Recycler) M/S Bharat Industrial Oil Co. (BIOC) S-758 (1), Road No. 9F1 Vishwakarma Industrial Area, Jaipur- 302013											
			<table border="1"> <thead> <tr> <th>Hazardous Waste Type</th> <th>Quantity of Hazardous Waste (Ltr)</th> <th>Date of Manifest</th> <th>Mode of Disposal</th> </tr> </thead> <tbody> <tr> <td>Used Oil Cat: 5.1</td> <td>4600</td> <td>26.09.2022</td> <td rowspan="2">Sold to Authorized Recycler i.e. M/s BIOC, Jaipur</td> </tr> <tr> <td>Used Oil Cat: 5.1</td> <td>5800</td> <td>27.02.2023</td> </tr> </tbody> </table>	Hazardous Waste Type	Quantity of Hazardous Waste (Ltr)	Date of Manifest	Mode of Disposal	Used Oil Cat: 5.1	4600	26.09.2022	Sold to Authorized Recycler i.e. M/s BIOC, Jaipur	Used Oil Cat: 5.1	5800	27.02.2023
Hazardous Waste Type	Quantity of Hazardous Waste (Ltr)	Date of Manifest	Mode of Disposal											
Used Oil Cat: 5.1	4600	26.09.2022	Sold to Authorized Recycler i.e. M/s BIOC, Jaipur											
Used Oil Cat: 5.1	5800	27.02.2023												
(iii)	Others	:	Nil											
3.	Quantity utilized in-house, if any	:	Nil											
4.	Quantity in storage at the end of	:	Nil											

	the year		
Part B. To be filled by Treatment, storage and disposal facility operators			
1	Total quantity received	:	N.A.
	Quantity in stock at the beginning of the year	:	N.A.
	Quantity treated	:	N.A.
	Quantity disposed in landfills as such and after treatment	:	N.A.
	Quantity incinerated (if applicable)	:	N.A.
	Quantity processed other than specified above	:	N.A.
	Quantity in storage at the end of the year	:	N.A.
Part C. To be filled by recyclers or co-processors or other users			
1	Quantity of waste received during the year	:	Tyre Chip: NIL (Common for Unit-I & II) Plastic Waste: NIL (Common for Unit-I & II) Chemical Gypsum : NIL (Common for Unit-I, II & III) Waste Mix Liquid & Solid: NIL (Common for Unit-I & II) Agro Waste: 9767.83 MT (Common for Unit-I, II, CPP-I & II) Iron Sludge: NIL (Common for Unit-I & II) Chemical Sludge from waste water treatment : NIL
(i)	domestic sources	:	Tyre Chip: NIL (Common for Unit-I & II) Plastic Waste: NIL (Common for Unit-I & II) Chemical Gypsum : NIL (Common for Unit-I, II & III) Waste Mix Liquid & Solid: NIL (Common for Unit-I & II) Agro Waste: 9767.83 MT (Common for Unit-I, II, CPP-I & II) Iron Sludge: NIL (Common for Unit-I & II) Chemical Sludge from waste water treatment : NIL
(ii)	imported (if applicable)	:	Nil
2	Quantity in stock at the beginning of the year	:	Tyre Chip: NIL (Common for Unit-I & II) Plastic Waste: NIL (Common for Unit-I & II) Chemical Gypsum: NIL (Common for Unit-I, II & III) Waste Mix Liquid & Solid: NIL (Common for Unit-I & II) Agro Waste: 42.58 MT (Common for Unit-I, II and CPP-I & II) Iron Sludge: NIL (Common for Unit-I & II) Chemical Sludge from waste water treatment : NIL
3	Quantity recycled or co-processed or used	:	Tyre Chip: NIL (Unit-II) Plastic Waste: NIL (Unit-II) Chemical Gypsum: NIL (Unit-II) Waste Mix Liquid & Solid: NIL (Unit-II) Agro Waste: 144.57 MT (Unit-II)

			Iron Sludge: NIL (Unit-II) Chemical Sludge from waste water treatment : NIL
4	Quantity of products dispatched (wherever applicable)	:	N.A.
5	Quantity of waste generated	:	N.A.
6	Quantity of waste disposed	:	N.A.
7	Quantity re-exported (wherever applicable)	:	N.A.
8	Quantity in storage at the end of the year	:	Tyre Chip: NIL (Common for Unit-I & II) Plastic Waste: NIL (Common for Unit-I & II) Chemical Gypsum: NIL (Common for Unit-I, II & III) Waste Mix Liquid & Solid: NIL (Common for Unit-I & II) Agro Waste: 55.62 MT (Common for Unit-I, II and CPP-I & II) Iron Sludge: NIL (Common for Unit-I & II) Chemical Sludge from waste water treatment : NIL


 Signature of the Occupier or
 Operator of the disposal facility

Date: 05.05.2023

Place: Morak



BK BIRLA GROUP OF COMPANIES

MANGALAM CEMENT LTD.



MANGALAM CEMENT LTD.

Redg. A/D

MCL / Haz./E-11(II)/2023-2024/ 171

05.05.2023

The Sr Environment Engineer (CPP)
Rajasthan Pollution Control Board,
4, Institutional Area
Jhalana Doongri,
Jaipur (Rajasthan)

Sub: Submission of Annual Return under the Hazardous & Other Wastes (M&TM) Rules, 2016 & its amendment for M/s Mangalam Cement Ltd., (Unit-III), Morak, Dist: Kota, (Raj)

Ref: 1. Hazardous Waste Authorization No. RPCB/HWM/2020-2021/CPM/HSW/70 dt. 12.02.2021
2. Hazardous Waste Authorization No. RPCB/HWM/2022-2023/CPM/HSW/2 dt. 11.04.2022.


Dear Sir,

In connection to the above mentioned subject & referred authorizations, we are submitting herewith Annual Return for the FY 2022-2023 in prescribed Form-IV under the Hazardous & Other Wastes (Management & Transboundary Movement) Rule, 2016 & its amendments for M/s Mangalam Cement Limited (Unit-III), P.O. Aditya Nagar, Vill: Morak, Tehsil: Ramganj Mandi, Dist: Kota (Raj).

This is for your information & record please. Kindly acknowledge the receipt.

Thanking you,
Yours faithfully

For Mangalam Cement Ltd. (Unit - III)


P. R. Chaudhary
Sr. Jt. President (Operation) & FM

Encl: a/a

Cc to: - The Regional Officer

Rajasthan Pollution Control Board
Plot No. Spl. 2A, Paryavaran Marg
Road No. 6, Indraprastha Indl. Area
Kota - 324005

Regd. Office & Works : P.O. Aditya Nagar-326520, Morak, Distt. Kota (Raj.) CIN : L26943RJ1976PLC001705, Telefax : 07459 - 232156
Website : www.mangalamcement.com, E-mail : email@mangalamcement.com
Kota Office : Shop No. 20, 80 Feet Road, Opp. Sukhdham Colony, (Near SBI Bank) Kota - 324001(Rajasthan)
Mob : 9351468064, E-mail : mclcta@kappa.net.in
Delhi Office : 153, Leela Building (GF), Okhla Indl. Estate, Phase-III, New Delhi - 110020
Tel. No. : 011- 43539132, 43539133, 43539137 Fax : 011- 23421768
E-mail : delhi.purchase@mangalamcement.com, delhi.marketing@mangalamcement.com
Jaipur Office : 2nd Floor, Geejgarh Tower, Hawa-Sarak, Jaipur - 302 006 (Rajasthan)
Tel. : 0141 - 2218933, 2218931, E-mail : jaipur.marketing@mangalamcement.com

FORM 4

[See rules 6(5), 13(8), 16(6) and 20 (2)]

FORM FOR FILING ANNUAL RETURNS

[To be submitted to State Pollution Control Board by 30th day of June of every year for the preceding period April to March]

1.	Name and address of facility	:	M/S Mangalam Cement Ltd. (Unit-III), P.O. Aditya Nagar, Village: Morak, Tehsil: Ramganj Mandi, Dist: Kota Pin code: 326520 (Rajasthan)
2.	Authorization No. and Date of issue	:	RPCB/HWM/2020-2021/CPM/HSW/70 dt. 12.02.2021 RPCB/HWM/2022-2023/CPM/HSW/2 dt. 11.04.2022.
3.	Name of the authorised person and full address with telephone, fax number and e-mail	:	P. R. Chaudhary Sr. Jt. President (Operation)& FM Mangalam Cement Ltd. Mob. No. 07230003274 E-Mail Id. :pr.chaudhary@mangalamcement.com
4.	Production during the year (product wise), wherever applicable	:	Year 2022-2023 Cement : 1176471.935 MT

Part A. To be filled by hazardous waste generators


1	Total quantity of waste generated category wise	:	Quantity generated during FY 2022-2023 Used Oil : NIL (Sch.-I, Category 5.1) Oil Soaked Cotton: NIL (Sch-I, Category 5.2) Waste/ Residue Containing Oil: NIL (Sch-I, Category 5.2)			
2	Quantity dispatched	:				
(i)	to disposal facility	:	Nil			
(ii)	to recycler or co-processors or pre-processor	:	Hazardous Waste Type	Quantity of Hazardous Waste (Ltr)	Date of Manifest	Mode of Disposal
			Used Oil Cat: 5.1	NIL	NIL	NIL
(iii)	Others	:	Nil			
3	Quantity utilized in-house, if any	:	Nil			
4	Quantity in storage at the end of the year	:	Nil			

Part B. To be filled by Treatment, storage and disposal facility operators

1	Total quantity received	:	N.A.
	Quantity in stock at the beginning of the year	:	N.A.
	Quantity treated	:	N.A.
	Quantity disposed in landfills as such and after treatment	:	N.A.
	Quantity incinerated (if applicable)	:	N.A.
	Quantity processed other than specified above	:	N.A.
	Quantity in storage at the end of the year	:	N.A.

Part C. To be filled by recyclers or co-processors or other users

1	Quantity of waste received during the year	:	Chemical Gypsum : NIL Waste Mix Liquid & Solid: NIL
(i)	domestic sources	:	Nil
(ii)	imported (if applicable)	:	Nil
2	Quantity in stock at the beginning of the year	:	Chemical Gypsum : NIL Waste Mix Liquid & Solid: NIL
3	Quantity recycled or co-processed or used	:	Chemical Gypsum : NIL Waste Mix Liquid & Solid: NIL
4	Quantity of products dispatched (wherever applicable)	:	N.A.
5	Quantity of waste generated	:	N.A.
6	Quantity of waste disposed	:	N.A.
7	Quantity re-exported (wherever applicable)	:	N.A.
8	Quantity in storage at the end of the year	:	Chemical Gypsum : NIL Waste Mix Liquid & Solid: NIL


Signature of the Occupier
Operator of the disposal facility

Date: 05.05.2023

Place: Morak

Mangalam Cement Ltd. Morak (Unit-I, II & III)

Year Wise Tree Plantation

Sr. No.	Year	Plant Names	Numbers	Survival Rate	Location	Area (hector)	
						Total Plant Area	Total 33 % Plantation area to be developed
1	08-09	Neem,	20000	70%	Plant & Colony	167	55.11
2	09-10	Karanj,	22000	70%	Plant & Colony	167	55.11
3	10-11	Sheesam,	16000	70%	Plant & Colony	167	55.11
4	11-12	Sirus, Bad,	18000	70%	Plant & Colony	167	55.11
5	12-13	Peepal,	10700	70%	Plant & Colony	167	55.11
6	13-14	Palash,	16607	70%	Plant & Colony	167	55.11
7	14-15	Khejri,	10238	70%	Plant & Colony	167	55.11
8	15-16	Chareel, Mango, Jamphaletc	3788	70%	Plant & Colony	167	55.11
9	16-17		4044	70%	Plant & Colony	167	55.11
10	17-18		3923	70%	Plant & Colony	167	55.11
11	18-19		2231	70%	Plant & Colony	167	55.11
12	19-20		3153	70%	Plant & Colony	167	55.11
13	20-21		470	70%	Plant & Colony	167	55.11
14	21-22		510	70%	Plant & Colony	167	55.11
15	22-23		496	70%	Plant & Colony	167	55.11

MANGALAM CEMENT LIMITED

CSR Expenditure for the period from Oct 2022 to March 2023		
S.No.	Particulars of CSR Activities	AMOUNT (in Rs.)
1.	Total CSR Expenditure	2,75,31,772.00

Medical Surveillance Report

Date:- 04/04/2023

Period from Oct 2022 to March 2023, Health activities conducted by OHC are as following....

1. Periodical health checks up.

Periodical health Examination & general medical & health Examination of workers & Staff is done to detect occupational and aging diseases Result of periodical health examinations (twice in a year) are as follows...

2. Periodical health examination & general medical & health examination of 252 Staff & 350 workers was done period from Oct 2022 to March 2023 (twice in a year). Some Staff/workers were suffering from hypertension, Cardiac disease & refractive errors, rheumatoid arthritis respectively.

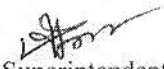
Hypertensive patients were investigated and treated, refractive errors were referred to ophthalmologist, cardiac patient were referred to cardiologist and suffering from skin disorder were treated and instructed to use PPE regularly.

3-Audiometry of 602 nos. high risk workers were conducted from Oct 2022 to March 2023 all workers were advised to use PPE regularly.

4. X-Ray of 322 nos staff & workers was conducted nobody hasn't any abnormality. They were advised to stop smoking & use PPE regularly.

5-Health knowledge of workers are improved through health talks on various topics like health and hygiene, Diarrhoea & vomiting, hypertension, diabetes, heart disease, obesity, nutrition, dog bite, snake bite, heat stroke etc.

6-Follow up action of diseased/affected workers is done & remedial measure taken.


Medical Superintendent

OHC