

INSTRUCTIONS FOR VOTING THROUGH REMOTE E-VOTING / E-VOTING AT THE MEETING / JOINING THE MEETING THROUGH VC / OAVM

The procedure and instructions for remote e-voting are given hereunder for your easy reference:

- (i) The creditors need to visit the e-voting website <https://www.evotingindia.com/>
- (ii) Click on "Shareholders" module (the module for Shareholders and Creditors is the same).
- (iii) Now enter your User ID AS GIVEN IN YOUR INVITE EMAIL / COVERING LETTER
- (iv) Next enter the Image Verification as displayed and Click on Login.
- (v) Enter PAN AS GIVEN IN YOUR INVITE EMAIL / COVERING LETTER
- (vi) Enter Bank Account Detail AS GIVEN IN YOUR INVITE EMAIL / COVERING LETTER
- (vii) After entering these details appropriately, click on "SUBMIT" tab.
- (viii) Click on the EVSN for MANGALAM CEMENT LIMITED on which you choose to vote.
- (ix) On the voting page, you will see "RESOLUTION DESCRIPTION" and against the same, the option "YES/NO" for voting. Select the option YES or NO as desired. The option YES implies that you assent to the Resolution and option NO implies that you dissent to the Resolution.
- (x) Click on the "RESOLUTIONS FILE LINK" if you wish to view the entire Resolution details.
- (xi) After selecting the resolution on which you have decided to vote, click on "SUBMIT". A confirmation box will be displayed. If you wish to confirm your vote, click on "OK", else to change your vote, click on "CANCEL" and accordingly modify your vote.
- (xii) Once you "CONFIRM" your vote on the resolution, you will not be allowed to modify your vote.
- (xiii) You can also take a print of the votes cast by clicking on "Click here to print" option on the Voting page.
- (xiv) You can also cast your vote using CDSL's mobile app "m-Voting". The m-Voting app can be downloaded from respective Store. Please follow the instructions as prompted by the mobile app while Remote Voting on your mobile.

PROCESS FOR THOSE CREDITORS WHO WISH TO OBTAIN LOGIN CREDENTIALS FOR E-VOTING FOR THE RESOLUTIONS PROPOSED IN THIS NOTICE BUT WHOSE EMAIL ADDRESSES ARE NOT REGISTERED

WITH THE COMPANY:

1. The Creditors of the Company as on cut off date i.e. December 31, 2020 can get their E-mail Id registered by sending e-mail along with their PAN Card and GST Certificate wherever applicable, at shares@mangalamcement.com

INSTRUCTIONS FOR JOINING MEETING THROUGH VC/OAVM:

- (i) To join the meeting, the creditors should log on to the e-voting website <http://www.evotingindia.com/> and login as explained above. After logging-in, kindly click on 'live streaming' tab and you will be redirected to 'cisco' website.

In the "Name" field - Put your name.

In the "last name" field - Enter your User Id as informed in invite e-mail/ covering letter

In the "Email ID" field - Put your email ID

In the "Event password" - Put the password as "cdsl@1234" field

Click join now button.

Event will start and you will be in the Meeting through Video conferencing.

You can join meeting through laptop, tablet, and desktop. In case you want to join through mobile, you need to download the webex meet app from the respective play store.

- (ii) For e-voting during the meeting, please read & refer the point no. (viii) to (xiii) above

PRE-REQUISITE FOR JOINING OF MEETING THROUGH DESKTOP OR LAPTOP:

1. System requirement:
 - " Windows 7, 8 or 10
 - " I3
 - " Microphone, speaker
 - " Internet speed minimum 700 kbps
 - " Date and time of computer should be current date and time

PRE-REQUISITE FOR JOINING OF MEETING THROUGH MOBILE:

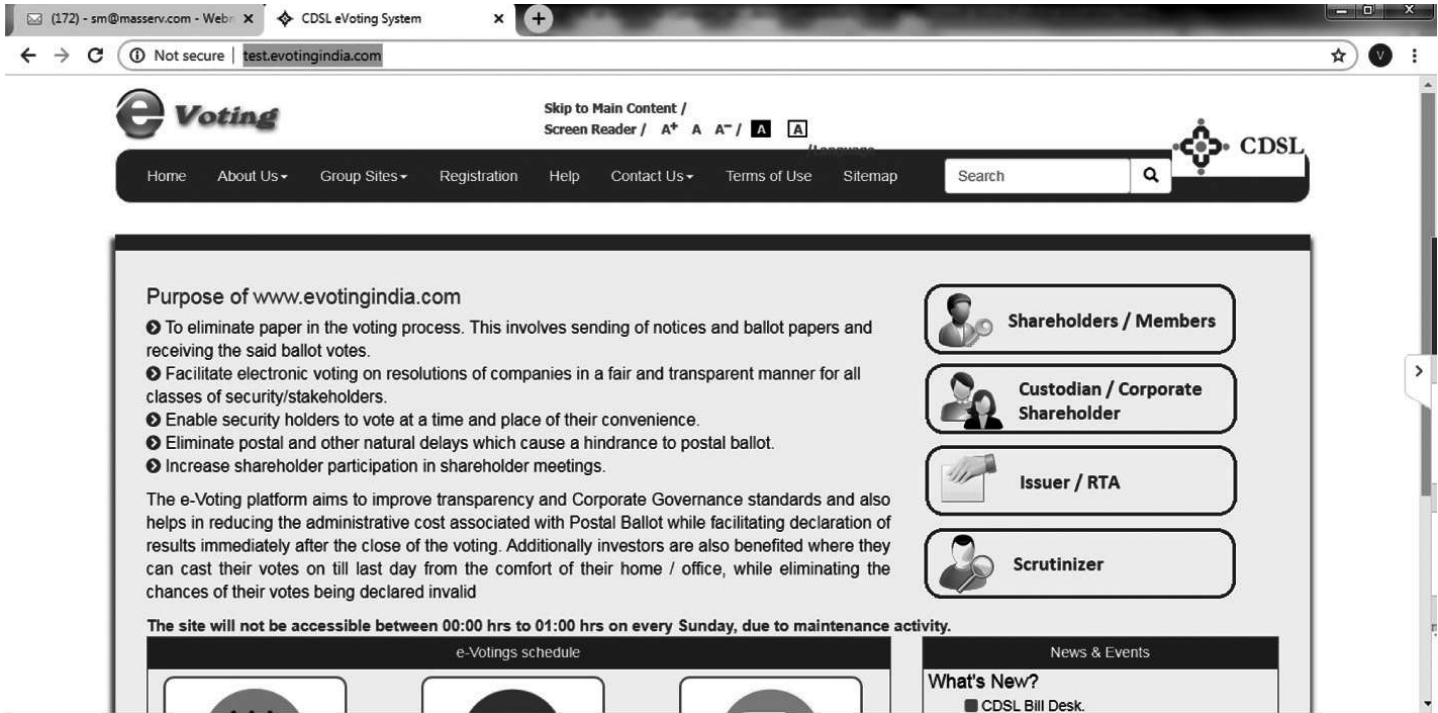
- " Please download webex application from play store

NOTE: IT IS ADVISABLE TO LOGIN BEFOREHAND AT E-VOTING SYSTEM AS EXPLAINED IN E-VOTING INSTRUCTIONS ABOVE, TO BE FAMILIAR WITH THE PROCEDURE, SO THAT YOU DO NOT FACE ANY TROUBLE WHILE LOGGING-IN DURING THE MEETING.

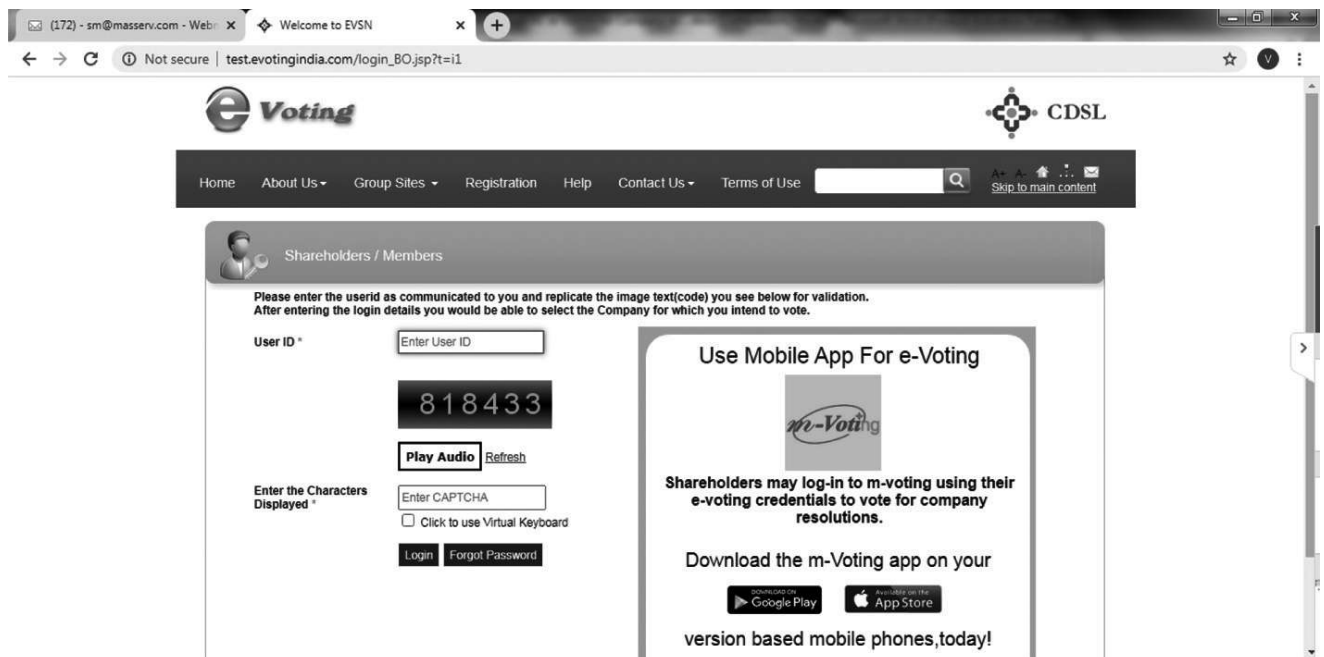
PROCEDURE FOR E-VOTING AND JOINING OF MEETING THROUGH VC / OAVM (EXPLAINED USING SCREENSHOTS) :

i. The creditor should log on to the e-voting website <http://www.evotingindia.com/>.

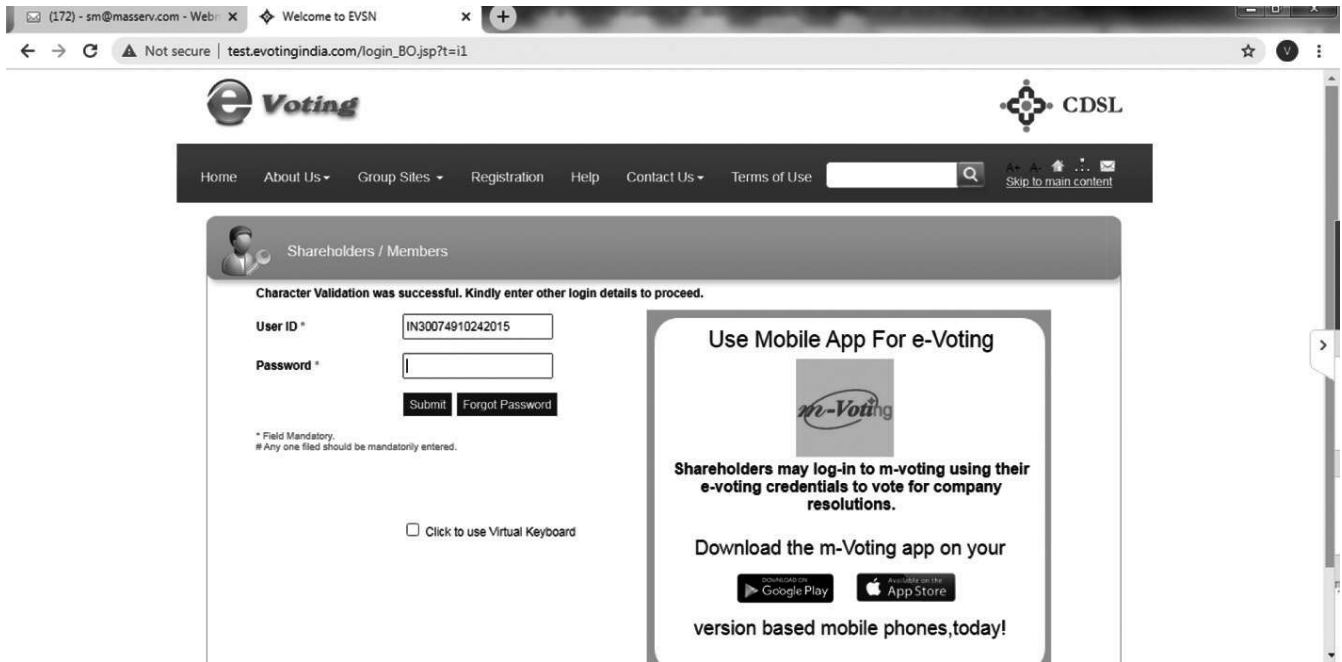
Below screen will be appear.



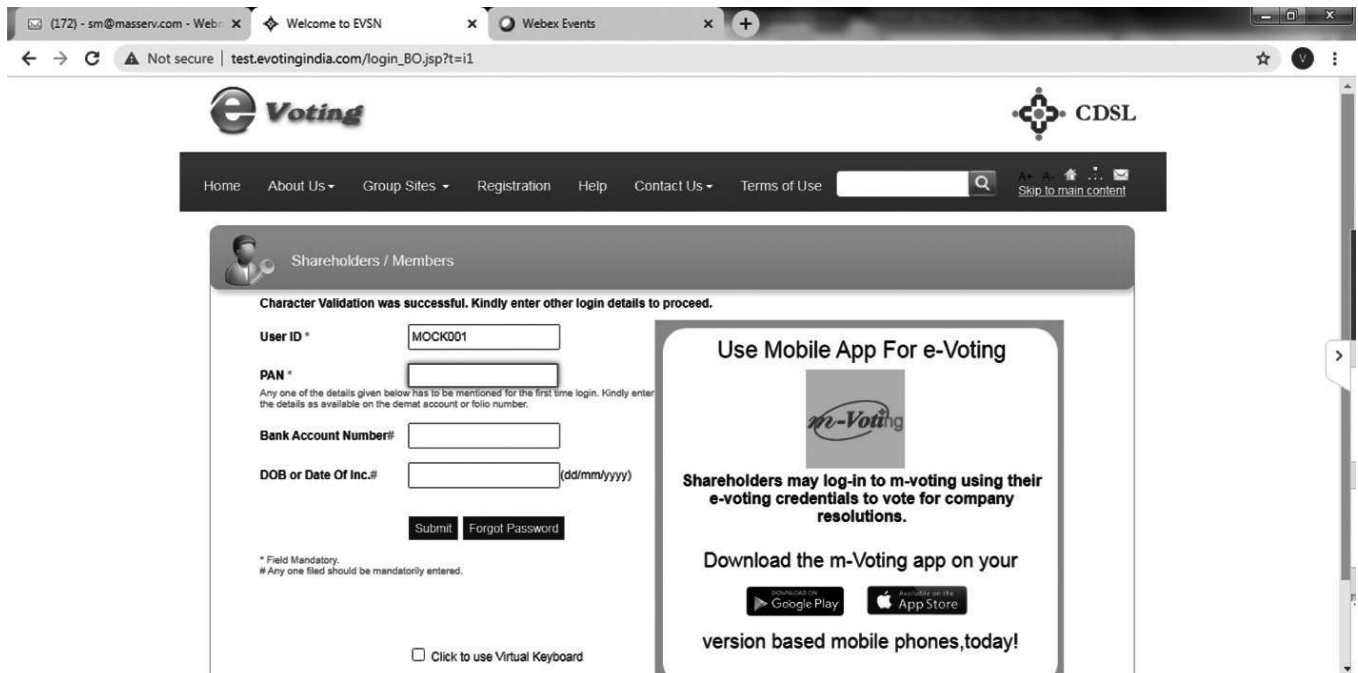
ii. Press Shareholders/Members tab, after which the below screen will be appear.



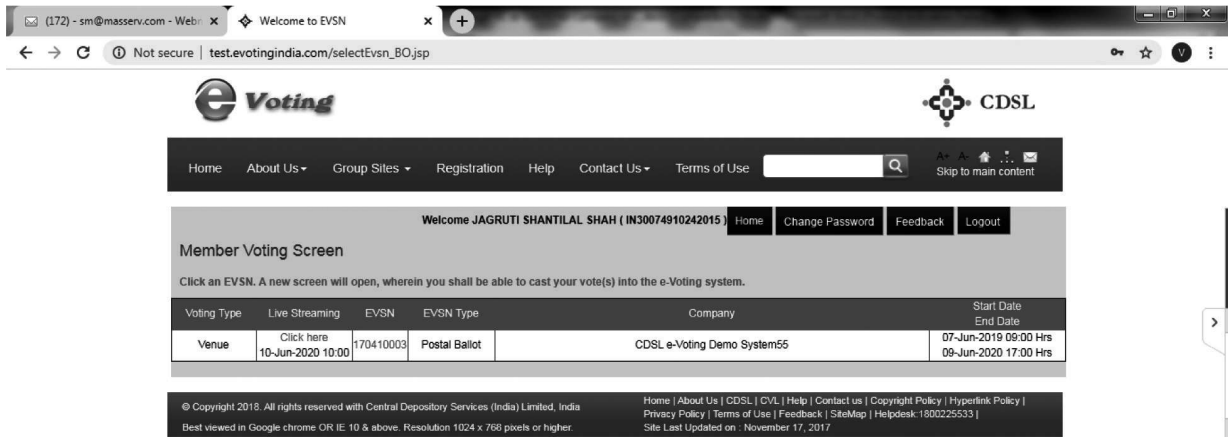
iii. Enter user id as mentioned in your invite email/covering letter, or read point number (iii)as given above.



iv. In case you are 1st time user of CDSL e-voting system, then below screen will be appear.

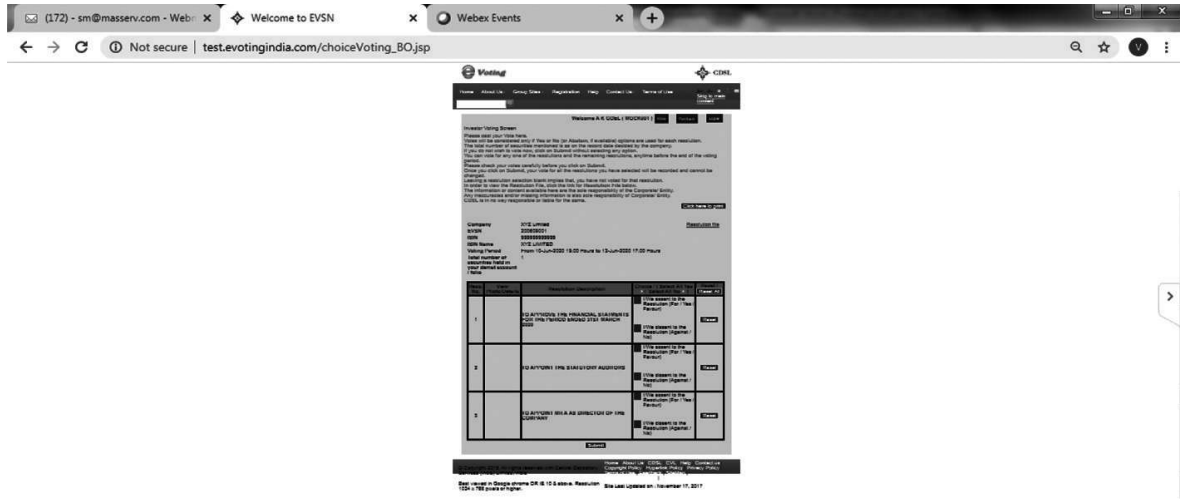


v. Enter your PAN and bank detail as mentioned in invite e-mail/covering letter; then below screen will be appear.

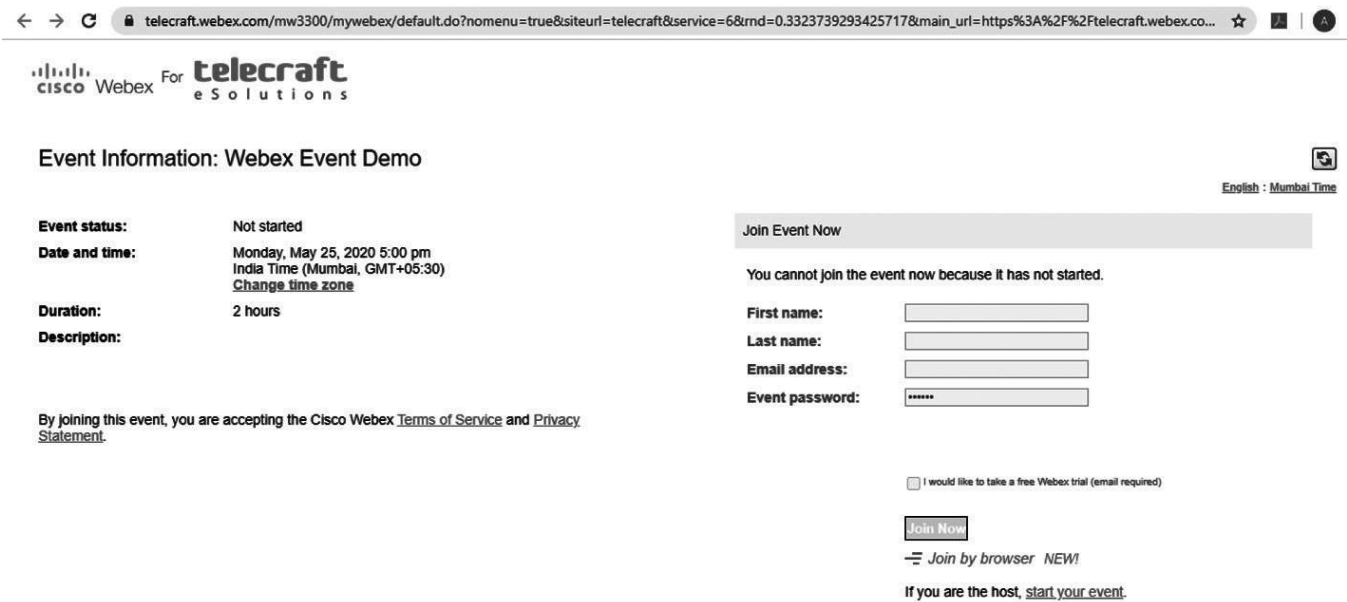


vi. For e-voting, press EVSN number given in EVSN column; and for joining Meeting through video conferencing, click on "Click here" tab under the live streaming column.

E-voting screen will be shown as below, where you can cast your vote and press submit button given at the bottom of the screen.



Screen for login into Video Conferencing is shown below:



Fill the details as:

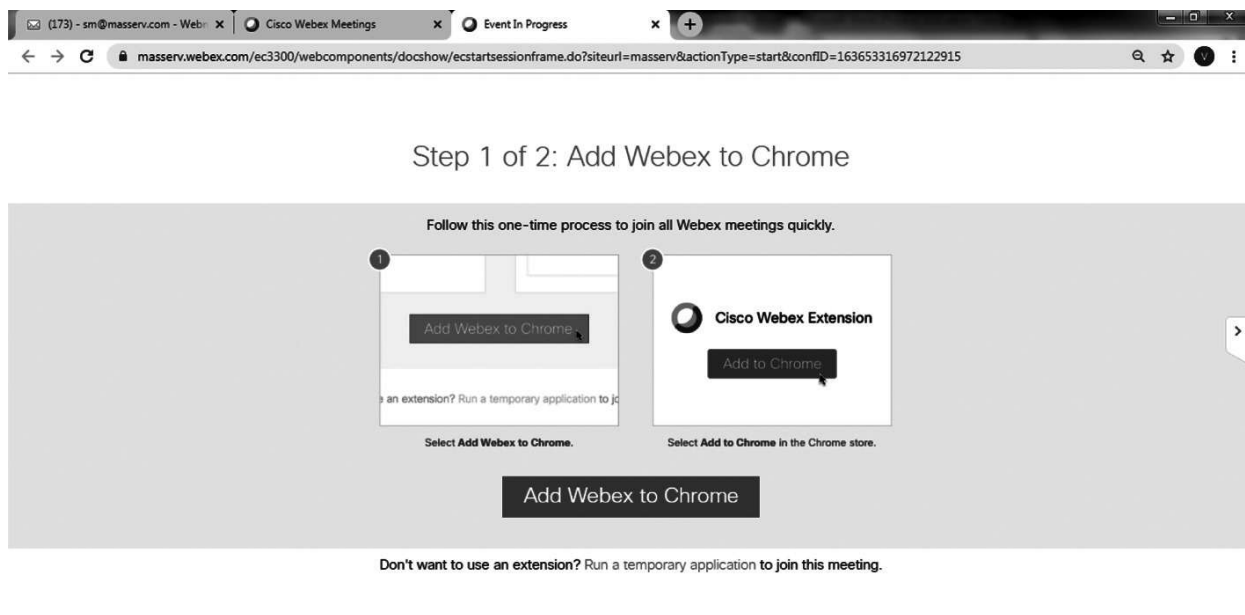
- In the "Name" field - Put your name.
- In the "last name" field - Enter your user id as informed in invite e-mail /covering letter
- In the "Email ID" field - Put your email ID
- In the "Event password" field - Put the password as "cdsl@1234"

Click join now button.

Event will start and you will be in the Meeting through Video conferencing.

You can join meeting through laptop, tablet, and desktop. In case you want to join through mobile, you need to download the webex meet app from the respective play store .

vii. Once you click on 'Join now' tab, the following screen will be appear:



Now, Kindly click on 'Run a temporary application', after which a Webex driver will get downloaded. After downloading webex driver, run the application and you will be directed to the Meeting.

In case of any query or grievance pertaining to remote e-voting before the Meeting, e-voting during the Meeting and joining the Meeting through Video Conferencing, Members may contact Mr. Rakesh Dalvi, Manager, CDSL, A Wing, 25th Floor, Marathon Futurx, Mafadal Mill Compounds, N M Joshi Marg, Lower Parel, East Mumbai 400013. Email: helpdesk.evoting@cdslindia.com, Tel.: 1800-225-533. Further, Members may also contact with Mr. Deepanshu Rastogi, Assistant Manager, MAS Services Limited, RTA at info@masserv.com or on Telephone No.: 011- 26387281 /82/83.