

Shareholding Pattern under Regulation 31 of SEBI (Listing Obligations and Disclosure Requirements) Regulations, 2015

1.	Name of Listed Entity : Mangalam Cement Limited
2.	ScripCode / Name of Scrip / Class of Security : MANGLMCEM
3.	Share Holding Pattern Filed under : 31(1)(b)
4.	Share Holding Pattern as on : 31.03.2017
5.	Declaration : The Listed entity is required to submit the following declaration to the extent of submission of information:-

	Particulars	Yes*	No*
1	Whether the Listed Entity has issued any partly paid up shares?		No
2	Whether the Listed Entity has issued any Convertible Securities or Warrants?		No
3	Whether the Listed Entity has any shares against which depository receipts are issued?		No
4	Whether the Listed Entity has any shares in locked-in?		No
5	Whether any shares held by promoters are pledge or otherwise encumbered?		No

*If the Listed Entity selects the option 'No' for the questions above, the columns for the partly paid up shares, Outstanding Convertible Securities / Warrants, depository receipts, locked-in shares, No of shares pledge or otherwise encumbered by promoters, as applicable, shall not be displayed at the time of dissemination on the Stock Exchange website. Also wherever there is 'No' declared by Listed Entity in above table the values will be considered as 'Zero' by default on submission of the format of holding of specified securities.




Table I - Summary Statement holding of specified securities

Category	Category of Shareholder	Nos. of Share holders	No. of fully paid up equity shares held	No. of partly paid up equity lying under Depository Receipts	No. of Shares held under Depository Receipts	Total nos. shares held as a % of total shares (calculated as per SCRR 1957)	Share holding each class of securities	Number of Voting Rights Held in each class of securities	No. of Shares held in share holding in shares under as a % of total outstanding conversion of convertible securities (as a % of including share warrants capital)	No. of locked shares held	Number of Shares pledged or otherwise encumbered	Number of equity shares held in dematerialized form	NO. OF VOTING RIGHTS						
													TOTAL AS CLASS X CLASS Y	TOTAL AS % OF (A+B+C)					
(I)	(II)	(III)	(IV)	(V)	(VI)	(VII) = (IV)+(V)+(VI)	(VIII) As a % of (A+B+C2)	(IX)	(X)	(XI) = (VII) + (X) As a % of (A+B+C2)	(XII) No. as a % (a) of total shares held (b)	(XIII) No. as a % (a) of total shares held (b)	(XIV)						
(A)	Promoter & Promoter Group	7	3544890	0	NIL	3544890	13.28	3544890	NIL	3544890	13.28	NIL	13.28	0	0.00	0	0.00	3544890	
(B)	Public	22302	23148890	0	NIL	23148890	86.72	23148890	NIL	23148890	86.72	NIL	86.72	0	0.00	0	0.00	N.A.	22689324
(C)	Non Promoter Non Public	0	0	0	NIL	0	0.00	0	NIL	0	0.00	NIL	0.00	0	NIL	0	N.A.	N.A.	0
(C1)	Shares Underlying DRs	0	0	0	NIL	0	0.00	0	NIL	0	0.00	NIL	0.00	0	NIL	0	N.A.	N.A.	0
(C2)	Shares Held by Employee Trusts	0	0	0	NIL	0	0.00	0	NIL	0	0.00	NIL	0.00	0	NIL	0	N.A.	N.A.	0
TOTAL		22309	26693780	0	NIL	26693780	100.00	26693780	NIL	26693780	100.00	NIL	100.00	0	0.00	0	0.00	26234214	



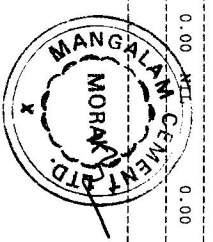
Table II Statement showing shareholding pattern of the Promoter And Promoter Group

Category & Name of the shareholder	PAN	Nos. of share holders	No. of fully paid up shares held	No. of partly paid up shares held	No. of Depository Receipts	Total nos. shares held (IV)+(V)+(VI)	Share holding as a % of total shares (VII)/(A+B+C2)	Number of each class of securities held in	No. of Shares held in	Number of locked shares	Number of Shares pledged or other wise encumbered	Number of equity shares held in dematerialized form		
													of securities	Shares in Shares
								(a) of total shares held	(b) of total shares held	(a) of total shares held	(b) of total shares held	(a) of total shares held		
(1) Indian		(II)	(III)	(IV)	(V)	(VI)	(VII) = (IV)+(V)+(VI)	(VIII) As a % of (A+B+C2)	(IX) NO. OF VOTING RIGHTS CLASS CLASS TOTAL % OF (A+B+C)	(X) TOTAL AS CLASS CLASS TOTAL % OF (A+B+C)	(XI) = (VII) + (X) As a % of (A+B+C2)	(XII) No. as a % (a) of total shares held (b) shares held	(XIII) No. as a % (a) of total shares held (b) shares held	(XIV)
(a) Individuals (hufl)														
ANSHUMAN VIKRAM JALAN	ACRBJ7082L		10000	0	0	10000	0.04	10000 NIL	10000	0.04	0	0.00	0	0.00
BASANT KUMAR BIRLA	AEKPB3110L		10540	0	0	10540	0.04	10540 NIL	10540	0.04	0	0.00	0	0.00
VIDULA JALAN	AFVPK1058A		60000	0	0	60000	0.22	60000 NIL	60000	0.22	0	0.00	0	0.00
(b) Central Gov/state Gov			0	0	0	0	0.00	0 NIL	0	0.00	0	0.00	0	0.00
(c) Financial Inst. Banks			0	0	0	0	0.00	0 NIL	0	0.00	0	0.00	0	0.00
(d) Any other (specify)			4	3464350	0	3464350	12.98	3464350 NIL	3464350	12.98	0	0.00	0	0.00
Century Textiles and Industries Ltd	AAACC26592		2220500	0	0	2220500	8.32	2220500 NIL	2220500	8.32	0	0.00	0	0.00
Pilani Investment and Industries Corporation	AAACB3162R		1120000	0	0	1120000	4.20	1120000 NIL	1120000	4.20	0	0.00	0	0.00
B. K. Birla Foundation	AAACB3092J		110000	0	0	110000	0.41	110000 NIL	110000	0.41	0	0.00	0	0.00
VIDULA CONSULTANCY SERVICES LIMITED	AAACV1756D		13850	0	0	13850	0.05	13850 NIL	13850	0.05	0	0.00	0	0.00
Any Other Total (A) (1)			4	3464350	0	3464350	12.98	3464350 NIL	3464350	12.98	0	0.00	0	0.00
Sub-Total (A) (1)			7	3544890	0	3544890	13.28	3544890 NIL	3544890	13.28	0	0.00	0	0.00
(2) Foreign														
(a) Individuals NFI/ Foreign Individuals			0	0	0	0	0.00	0 NIL	0	0.00	0	0.00	0	0.00
(b) Government			0	0	0	0	0.00	0 NIL	0	0.00	0	0.00	0	0.00
(c) Institutions			0	0	0	0	0.00	0 NIL	0	0.00	0	0.00	0	0.00
(d) Foreign Portfolio Investor			0	0	0	0	0.00	0 NIL	0	0.00	0	0.00	0	0.00
(e) Any Other (specify) Bodies Corporate			0	0	0	0	0.00	0 NIL	0	0.00	0	0.00	0	0.00
Sub-Total (A) (2)			0	0	0	0	0.00	0 NIL	0	0.00	0	0.00	0	0.00
Total Share Holding of Promoter and Promoter Group (A) = (A) (1) + (A) (2)			7	3544890	0	3544890	13.28	3544890 NIL	3544890	13.28	0	0.00	0	0.00



Table III Statement showing shareholding pattern of the Public Shareholder

Category	Name of the Shareholders	PAN	Nos. of share holders	No. of fully paid up equity shares held	No. of partly paid shares	No. of Depository shares held	Total nos. shares held (IV)+(V)+(VI)	Share holding as a % of total shares (calculated as per SCRR 1957)	Number of class of securities	No. of Shares held in each class of securities	No. of Shares holding in shares	Number of Locked shares	Number of Shares pledged or other wise encumbered	Number of in dematerialized shares	
															Receipts
(I)		(II)	(III)	(IV)	(V)	(VI)	(VII)= (IV)+(V)+(VI)	(VIII)= As a % of (A+B+C2)	(IX) As a % of (A+B+C2)	NO. OF VOTING RIGHTS CLASS CLASS TOTAL CLASS TOTAL % OF (A+B+C)	(X) As a % of (A+B+C2)	(XI)= (VII)+(X)	(XII) No. as a % of total shares held	(XIII) No. as a % of total shares	(XIV)
(1) Institutions															
(a) Mutual Funds			2	767397	0	NIL	767397	2.87	767397	767397	2.87	0	0.00	N.A.	767397
	SBI MAGNUM MIDCAP FUND	AAATRS6407Q		766567	0	NIL	766567	2.87	766567	766567	2.87	0	0.00	N.A.	766567
(b) Venture Capital Funds			0	0	0	NIL	0	0.00	0	0	0.00	0	0.00	N.A.	0
(c) Alternate Investment Funds			0	0	0	NIL	0	0.00	0	0	0.00	0	0.00	N.A.	0
(d) Foreign Venture Capital Investors			0	0	0	NIL	0	0.00	0	0	0.00	0	0.00	N.A.	0
(e) Foreign Portfolio Investors			5	3046035	0	NIL	3046035	11.41	3046035	3046035	11.41	0	0.00	N.A.	3046035
	INDIA CAPITAL FUND LIMITED	AAACM3867E		1972418	0	NIL	1972418	7.39	1972418	1972418	7.39	0	0.00	N.A.	1972418
	FIDELITY FUNDS - ASIAN SMALLER COMPANIES POOLAAACCF3258J	817776		817776	0	NIL	817776	3.06	817776	817776	3.06	0	0.00	N.A.	817776
(f) Financial Institutions/Banks			6	11461	0	NIL	11461	0.04	11461	11461	0.04	0	0.00	N.A.	11461
(g) Insurance Companies			1	250	0	NIL	250	0.00	250	250	0.00	0	0.00	N.A.	250
(h) Provident Funds/Pension Funds			0	0	0	NIL	0	0.00	0	0	0.00	0	0.00	N.A.	0
(k) Any Other (specify Foreign Institutional Investors)			1	404306	0	NIL	404306	1.51	404306	404306	1.51	0	0.00	N.A.	404306
	FIDELITY ASIAN VALUES PLC	AAACF6980H		404306	0	NIL	404306	1.51	404306	404306	1.51	0	0.00	N.A.	404306
	Any Other Total (B) (1)		1	404306	0	NIL	404306	1.51	404306	404306	1.51	0	0.00	N.A.	404306
	Sub-Total (B) (1)		15	4229449	0	NIL	4229449	15.84	4229449	4229449	15.84	0	0.00	N.A.	4229449
(2) Central Government/															
() State Government(s)/ President of India			0	0	0	NIL	0	0.00	0	0	0.00	0	0.00	N.A.	0
Sub-Total (B) (2)			0	0	0	NIL	0	0.00	0	0	0.00	0	0.00	N.A.	0
(3) Non-Institutions															
(a) Individuals-															



I. Individual shareholders holding nominal share capital up to Rs. 2 Lacs																
(a) Individuals- II. Individual shareholders holding nominal share capital in excess of Rs. 2 Lacs.																
	21233	5344699	0	NIL	5344699	20.02	5344699	NIL	5344699	20.02	NIL	20.02	0	0.00	N.A.	4889568
	37	4184385	0	NIL	4184385	15.68	4184385	NIL	4184385	15.68	NIL	15.68	0	0.00	N.A.	4184385
SAGHTN BANSAL		AAHHN0847M	985000	0	NIL	985000	3.69	985000	NIL	985000	3.69	NIL	0	0.00	N.A.	985000
VIVEK BHANSAL		ACCFST235M	300000	0	NIL	300000	1.12	300000	NIL	300000	1.12	NIL	0	0.00	N.A.	300000
SHAH JIGAR LALCHAND		AGDPS4252P	291035	0	NIL	291035	1.09	291035	NIL	291035	1.09	NIL	0	0.00	N.A.	291035
(b) Nbfcs Registered with Rbi	3	7778	0	NIL	7778	0.03	7778	NIL	7778	0.03	NIL	0.03	0	0.00	N.A.	7778
(c) Employee Trust	0	0	0	NIL	0	0.00	0	NIL	0	0.00	NIL	0.00	0	0.00	N.A.	0
(d) Overseas Depositories (holding Drs) (balancing figure)	0	0	0	NIL	0	0.00	0	NIL	0	0.00	NIL	0.00	0	0.00	N.A.	0
(e) Any Other (specify) Bodies Corporate	368	7751387	0	NIL	7751387	29.04	7751387	NIL	7751387	29.04	NIL	29.04	0	0.00	N.A.	7746952
UNANG COMMERCIAL COMPANY PRIVATE LIMITED		AAAGU3731B	722731	0	NIL	722731	2.71	722731	NIL	722731	2.71	NIL	0	0.00	N.A.	722731
ADITYA MARKETING AND MANUFACTURING LIMITED		AACCA8226F	969200	0	NIL	969200	3.63	969200	NIL	969200	3.63	NIL	0	0.00	N.A.	969200
MAHAVI INVESTMENT AND TRADING CO. LTD.		AACCM0879E	603797	0	NIL	603797	2.26	603797	NIL	603797	2.26	NIL	0	0.00	N.A.	603797
CAMDEN INDUSTRIES LIMITED		AAGCC0661G	888271	0	NIL	888271	3.33	888271	NIL	888271	3.33	NIL	0	0.00	N.A.	888271
CAMDEN INDUSTRIES LIMITED		AAGCC0661G	2931292	0	NIL	2931292	10.98	2931292	NIL	2931292	10.98	NIL	0	0.00	N.A.	2931292
(g) Any Other (specify) OCB	1	193000	0	NIL	193000	0.72	193000	NIL	193000	0.72	NIL	0.72	0	0.00	N.A.	193000
(h) Any Other (specify) Non-resident Indian. non-repeat	139	252812	0	NIL	252812	0.95	252812	NIL	252812	0.95	NIL	0.95	0	0.00	N.A.	252812
(i) Any Other (specify) Non-resident Indian repeat	346	167780	0	NIL	167780	0.63	167780	NIL	167780	0.63	NIL	0.63	0	0.00	N.A.	167780
(j) Any Other (specify) Clearing Member	156	132770	0	NIL	132770	0.50	132770	NIL	132770	0.50	NIL	0.50	0	0.00	N.A.	132770
(k) Any Other (specify) Trust	2	877550	0	NIL	877550	3.29	877550	NIL	877550	3.29	NIL	3.29	0	0.00	N.A.	877550
KESORAM WELFARE SOCIETY		AAARTK1550G	877500	0	NIL	877500	3.29	877500	NIL	877500	3.29	NIL	0	0.00	N.A.	877500
(o) Any Other (specify) DIRECTOR'S & THEIR RELATIVES	2	7280	0	NIL	7280	0.03	7280	NIL	7280	0.03	NIL	0.03	0	0.00	N.A.	7280
Any Other Total(B) (3)	1014	9382579	0	NIL	9382579	35.15	9382579	NIL	9382579	35.15	NIL	35.15	0	0.00	N.A.	9378144
Sub-Total (B) (3)	22287	18919441	0	NIL	18919441	70.88	18919441	NIL	18919441	70.88	NIL	70.88	0	0.00	N.A.	1845875
Total Share Holding of PUBLIC SHAREHOLDER (B)=(B) (1)+(B) (2)+(B) (3)	22302	23148890	0	NIL	23148890	86.72	23148890	NIL	23148890	86.72	NIL	86.72	0	0.00	N.A.	22689324




Table IV Statement showing shareholding pattern of the Non Promoter-no Public Shareholder

Category	Category & Name of the shareholders	PAN	Nos. of share holders	No. of fully paid up equity shares held	No. of partly paid up equity shares held	No. of Depository Receipts	Total nos. shares held (IV)+(V)+(VI)+(VII)	Share holding as a % of total shares (VIII) as a % of (R+B+C2)	Number of Voting Rights Held in each class of securities	No. of Shares held in	No of Shares holding in shares	Number of Locked shares held	Number of Shares pledged or other wise encumbered	Number of equity shares held in dematerialized form
(1)	(1) CUSTODIAN/DR HOLDER													
	(A) Name Of Dr. Holder (If available)		0	0	0	0	NIL	0	0.00	0	0.00	NIL	0	0
	Sub-Total (C) (1)		0	0	0	0	NIL	0	0.00	0	0.00	NIL	0	0
	(2) EMPLOYEE BENEFIT TRUST													
	(A) (under Sebi (share Based Employee Benefit) Regulations 2014)		0	0	0	0	NIL	0	0.00	0	0.00	NIL	0	0
	Sub-Total (C) (2)		0	0	0	0	NIL	0	0.00	0	0.00	NIL	0	0
	Total Share Holding of NON PROMOTER-NO PUBLIC SHAREHOLDER (C) = (C) (1) + (C) (2) + (C) (3)		0	0	0	0	NIL	0	0.00	0	0.00	NIL	0	0
	GRAND TOTAL		22309	26693780	0	NIL	26693780	100.00	26693780	100.00	100.00	0	NIL	0

*****END OF REPORT*****

