

1. Name of Listed Entity: Mangalam Cement Limited
2. Scrip Code/Name of Scrip/Class of Security: MANGLMCEM
3. Share Holding Pattern Filed under: 31b
4. Share Holding Pattern as on : 31-Mar-2021
5. Declaration: The Listed entity is required to submit the following declaration to the extent of submission of information:-

S. No.	Particulars	Yes/No
1	Whether the Listed Entity has issued any partly paid up shares?	No
2	Whether the Listed Entity has issued any Convertible Securities?	No
3	Whether the Listed Entity has any shares against which depository receipts are issued?	No
4	Whether the Listed Entity has any shares in locked-in?	No
5	Whether any shares held by promoters are pledge or otherwise encumbered?	No
6	Whether the Listed Entity has issued any differential Voting Rights?	No
7	Whether the Listed Entity has issued any Warrants ?	No
8	Whether the listed entity has any significant beneficial owner?	No




Table I - Summary Statement holding of specified securities

Category (i)	Category of shareholder (ii)	Nos. of shareholders (iii)	No. of fully paid up equity shares held (iv)	No. of Party equity shares held (v)	No. of shares underlying Depository Receipts (vi)	Total nos. shares held (vii) = (iv)+(v)+(vi)	Shareholding as a % of total no. of shares (calculated as per SCRR, 1957) (viii)		Number of Voting Rights held in each class of securities (ix)			No. of Shares Underlying Outstanding convertible securities (including Warrants) (x)	Shareholding, as a % assuming full conversion of convertible securities (as a percentage of diluted share capital) (xi) = (vii)+(x) As a % of (A+B+C2)	Number of Locked In shares (xiii)		Number of Shares pledged or otherwise encumbered (xii)		Number of equity shares held in dematerialized form (xiv)
							As a % of (A+B+C2)		Total as a % of (A+B+C)					No. (a)	As a % of total Shares held (b)	No. (a)	As a % of total Shares held (b)	
							Class eg: X	Class eg: Y	Total	No. (a)	As a % of total Shares held (b)							
A	Promoter & Promoter Group	10	6539660	0	0	6539660	24.5	6539660	24.5	0	0	0	0	0	0	0	6539660	
B	Public	19169	20154120	0	0	20154120	75.5	20154120	75.5	0	0	0	0	0	0	0	19906963	
C	Non Promoter-Non Public	0	0	0	0	0		0		0	0	0	0	0	0	0	0	
C1	Shares underlying DRs	0	0	0	0	0		0		0	0	0	0	0	0	0	0	
C2	Shares held by Employee Trusts	0	0	0	0	0		0		0	0	0	0	0	0	0	0	
	Total	19179	26693780	0	0	26693780	100	26693780	100	0	0	0	0	0	0	0	26446623	

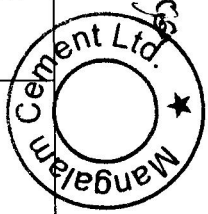
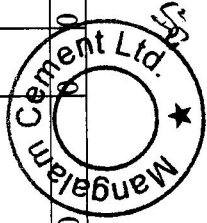



Table II - Statement showing shareholding pattern of the Promoter and Promoter Group

Category & Name of the Shareholders (i)	PAN (ii)	No. of share holder (iii)	No. of fully paid up equity shares held (iv)	Partly paid-up equity shares held (v)	Nos. of shares underlying Depository Receipts (vi)	Total nos. shares held (VII) = (IV)+(V)+(VI)	Shareholding % calculated as per SCRR, 1957 (VIII)	Number of Voting Rights held in each class of securities (IX)		No. of Shares Underlying Outstanding convertible securities (including Warrants) (X)	Shareholding % assuming full conversion of convertible securities (XI) = (VII)+(X) as a % of A+B+C2	Number of Locked in shares (XII)	Number of Shares pledged or otherwise encumbered (XIII)	Number of equity shares held in dematerialized form (XIV)
								Class X	Class Y					
Indian Individuals/Hindu undivided Family		0	0	0	0	0	0	0	0	0	0	0	0	0
ANSHUMAN VIKRAM JALAN	ACR PJ708 2L	1	85000	0	0	85000	0.32	85000	0	0	0	0	0	85000
BASANT KUMAR BIRLA	AEK PB31 10L	1	10540	0	0	10540	0.04	10540	0	0	0	0	0	10540
VIDULA JALAN	AFVP1 K105 8A	1	13000	0	0	13000	0.49	13000	0	0	0	0	0	13000
VAISHNAVI JALAN	AHZ PJ004 1L	1	50000	0	0	50000	0.19	50000	0	0	0	0	0	50000
AVAYAAN VIKRAM JALAN	BAJP J7047 Q	1	21000	0	0	21000	0.08	21000	0	0	0	0	0	21000
Central		0	0	0	0	0	0	0	0	0	0	0	0	0



	Government/ State Government(s)																								
	Financial Institutions/ Banks	0	0	0	0	0	0	0	0	0	0	0	0	0	0	0	0	0	0	0	0	0	0	0	0
	Any Other (specify)	5	624310 20	0	624312 0	23.39	624310 20	624310 20	23.39	23.39	0	624312 0	23.39	624310 20	624310 20	0	23.39	23.39	0	0	0	0	0	6243120	6243120
	Bodies Corporate	5	624310 20	0	624312 0	23.39	624310 20	624310 20	23.39	23.39	0	624312 0	23.39	624310 20	624310 20	0	23.39	23.39	0	0	0	0	0	6243120	6243120
	CENTURY TEXTILES AND INDUSTRIE S LTD	1	222050 00	0	222050 0	8.32	222050 00	222050 00	8.32	8.32	0	222050 0	8.32	222050 00	222050 00	0	8.32	8.32	0	0	0	0	2220500	2220500	
	PILANI INVESTMEN T AND INDUSTRIE S CORPORATI ON LTD	1	112000 00	0	112000 0	4.2	112000 00	112000 00	4.2	4.2	0	112000 0	4.2	112000 00	112000 00	0	4.2	4.2	0	0	0	0	1120000	1120000	
	B. K. BIRLA FOUNDATI ON	1	110000 0	0	110000 0	0.41	110000 0	110000 0	0.41	0.41	0	110000 0	0.41	110000 0	110000 0	0	0.41	0.41	0	0	0	0	110000	110000	
	VIDULA CONSULTA NCY SERVICES LIMITED	1	237070 20	0	237072 0	8.88	237070 20	237070 20	8.88	8.88	0	237072 0	8.88	237070 20	237070 20	0	8.88	8.88	0	0	0	0	2370720	2370720	
	RAMBARA TRADING PRIVATE	1	421900 0	0	421900 0	1.58	421900 0	421900 0	1.58	1.58	0	421900 0	1.58	421900 0	421900 0	0	1.58	1.58	0	0	0	0	421900	421900	



LIMITED																					
MANAV INVESTMENT AND TRADING COMPANY LIMITED	AAC 075E	0	0	0	0	0	0	0	0	0	0	0	0	0	0	0	0	0	0	0	0
CYGNET INDUSTRIE S LIMITED	AAG 062F	0	0	0	0	0	0	0	0	0	0	0	0	0	0	0	0	0	0	0	0
Sub-Total (A)(1)	10	653960	60	0	653966	24.5	653960	60	24.5	0	653966	24.5	0	0	0	0	0	0	0	0	6539660
2 Foreign Individuals		0	0	0	0	0	0	0	0	0	0	0	0	0	0	0	0	0	0	0	0
a (Non-Resident Individuals/ Foreign Individuals)		0	0	0	0	0	0	0	0	0	0	0	0	0	0	0	0	0	0	0	0
b Government		0	0	0	0	0	0	0	0	0	0	0	0	0	0	0	0	0	0	0	0
c Institutions		0	0	0	0	0	0	0	0	0	0	0	0	0	0	0	0	0	0	0	0
d Foreign Portfolio Investor		0	0	0	0	0	0	0	0	0	0	0	0	0	0	0	0	0	0	0	0
e Any Other (specify)		0	0	0	0	0	0	0	0	0	0	0	0	0	0	0	0	0	0	0	0
Sub-Total (A)(2)		0	0	0	0	0	0	0	0	0	0	0	0	0	0	0	0	0	0	0	0
Total Shareholding of Promoter and Promoter Group (A) = (A)(1)+(A)(2)	10	653960	60	0	653966	24.5	653960	60	24.5	0	653966	24.5	0	0	0	0	0	0	0	0	6539660



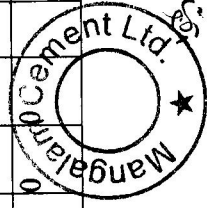


Table III - Statement showing shareholding pattern of the Public shareholder


Category & Name of the Shareholders (i)	PAN (ii)	Nos. of share holder (iii)	No. of fully paid up equity shares held (iv)	Partly paid-up equity shares held (v)	Nos. of shares underlying Depository Receipts (vi)	Total nos. shares held VII = (iv)+(v)+vi	Shareholding % calculate d as per SCRR, 1957 As a % of (A+B+C2) VIII	Number of Voting Rights held in each class of securities (ix)			No. of Shares Underlying Outstanding convertible securities (including Warrants) (x)	Total shareholdin g, as a % assuming full conversion of convertible securities (as a percentage of diluted share capital) (xi)	Number of Locked in shares (xii)		Number of Shares pledged or otherwise encumbered (xiii)		Number of equity shares held in dematerializ ed form (xiv)
								Total as a % of Total Voting rights					No. (e)	As a % of total Shares held (b)	No. (a)	As a % of total shares held (Not applicable) (b)	
								Class X	Class Y	Total							
1 Institutions		0	0	0	0	0	0	0	0	0	0	0	0	0	0	0	0
a Mutual Funds/		1	766560	0	0	766560	2.87	766	2.87	0	2.87	0	0	0	0	0	766567
SBI MAGNUM MIDCAP FUND	AAB TS64 07Q	1	766560	0	0	766560	2.87	766	2.87	0	2.87	0	0	0	0	0	766567
b Venture Capital Funds		0	0	0	0	0	0	0	0	0	0	0	0	0	0	0	0
c Alternate Investment Funds		0	0	0	0	0	0	0	0	0	0	0	0	0	0	0	0
d Foreign Venture Capital Investors		0	0	0	0	0	0	0	0	0	0	0	0	0	0	0	0
e Foreign Portfolio Investors		10	130650	0	0	130650	4.89	130	4.89	0	4.89	0	0	0	0	0	1306542
ELM PARK FUND LIMITED	AAC CE72 77L	1	418100	0	0	418100	1.57	418	1.57	0	1.57	0	0	0	0	0	418100
HYPNOS FUND LIMITED	AAC CH67 85N	1	808400	0	0	808400	3.03	808	3.03	0	3.03	0	0	0	0	0	808400



f	Financial Institutions/ Banks	5	206	0	0	0	206	0	206	0	0	0	0	0	0	0	0	0	206
g	Insurance Companies	0	0	0	0	0	0	0	0	0	0	0	0	0	0	0	0	0	0
h	Provident Funds/ Pension Funds	0	0	0	0	0	0	0	0	0	0	0	0	0	0	0	0	0	0
i	Any Other (specify)	0	0	0	0	0	0	0	0	0	0	0	0	0	0	0	0	0	0
	Sub-Total (B)(1)	16	2073315	0	2073315	7.77	2073315	7.77	2073315	0	7.77	0	0	0	0	0	0	0	2073315
2	Central Government/ State Government(s) / President of India	0	0	0	0	0	0	0	0	0	0	0	0	0	0	0	0	0	0
	Sub-Total (B)(2)	0	0	0	0	0	0	0	0	0	0	0	0	0	0	0	0	0	0
3	Non-institutions	0	0	0	0	0	0	0	0	0	0	0	0	0	0	0	0	0	0
a	Individuals -	18462	108380998	0	108380998	40.61	108380998	40.61	108380998	0	40.61	0	0	0	0	0	0	0	10593975
i	Individual shareholders holding nominal share capital up to Rs. 2 lakhs.	18423	45722086	0	45722086	17.13	45722086	17.13	45722086	0	17.13	0	0	0	0	0	0	0	4327263
ii	Individual shareholders	39	62667012	0	62667012	23.48	62667012	23.48	62667012	0	23.48	0	0	0	0	0	0	0	6266712



holding nominal share capital in excess of Rs. 2 lakhs.												2								
MINAL BHARAT PATEL	AAC PP51 26G	1	369060	0	369060	1.38	369060	1.38	0	369060	0	369	1.38	0	1.38	0	0	0		369060
SACHIN BANSAL	AAH FN08 47M	1	139400	0	139400	5.22	139400	5.22	0	139400	0	139	5.22	0	5.22	0	0	0		1394000
SACHIN BANSAL	AAV FA14 47J	1	456000	0	456000	1.71	456000	1.71	0	456000	0	456	1.71	0	1.71	0	0	0		456000
HARDIK BHARAT PATEL	AHIP P1407 H	1	151900	32	151903	5.69	151903	5.69	0	151903	32	151	5.69	0	5.69	0	0	0		1519032
SAPNA GUPTA	ASJP B207 4L	1	300000	0	300000	1.12	300000	1.12	0	300000	0	300	1.12	0	1.12	0	0	0		300000
NBFCs registered with RBI		0	0	0	0	0	0	0	0	0	0	0	0	0	0	0	0	0		0
Employee Trusts		0	0	0	0	0	0	0	0	0	0	0	0	0	0	0	0	0		0
Overseas Depositories (holding DRs) (balancing figure)		0	0	0	0	0	0	0	0	0	0	0	0	0	0	0	0	0		0
Any Other (specify)		691	724180	0	724180	27.13	724180	27.13	0	724180	07	724	27.13	0	27.13	0	0	0		7239673
Bodies Corporate		206	653600	70	653607	24.49	653607	24.49	0	653607	70	653	24.49	0	24.49	0	0	0		6533936



ORIGIN ENGINEERS PRIVATE LIMITED	AAA CO46 32M	1	695090	0	695099	2.6	0	0	0	0	0	0	0	0	0	0	0	0	695099
R K S DISTRIBUTORS PRIVATE LIMITED	AAA CR59 20R	1	767340	0	767347	2.87	0	0	0	0	0	0	0	0	0	0	0	0	767347
UMANG COMMERCIAL COMPANY PRIVATE LIMITED	AAA CU37 31B	1	421180	0	421181	1.58	0	0	0	0	0	0	0	0	0	0	0	0	421181
JAKHOTIA POLYFIBRE PRIVATE LIMITED	AAB CJ724 6D	1	500000	0	500000	1.87	0	0	0	0	0	0	0	0	0	0	0	0	500000
ADITYA MARKETIN G AND MANUFACTURING PRIVATE LIMITED	AAC CA82 26F	1	969200	0	969200	3.63	0	0	0	0	0	0	0	0	0	0	0	0	969200
JAKHOTIA POLYCHEM PRIVATE LIMITED	AAD CJ470 6A	1	600000	0	600000	2.25	0	0	0	0	0	0	0	0	0	0	0	0	600000
SPARK ONLINE PRIVATE LIMITED	AAF CS72 30Q	1	754900	0	754908	2.83	0	0	0	0	0	0	0	0	0	0	0	0	754908
SHUBHJO	ABD	1	273000	0	273000	1.02	0	0	0	0	0	0	0	0	0	0	0	0	273000

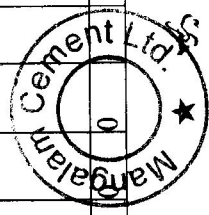


Table IV - Statement showing shareholding pattern of the Non Promoter- Non Public shareholder

Category & Name of the Shareholders (i)	PAN (ii)	No. of shareholder (iii)	No. of fully paid up equity shares held (iv)	Partly paid-up equity shares held (v)	Nos. of shares underlying Depository Receipts (vi)	Total no. shares held (VII) = (IV)+(V)+(VI)	Shareholding % calculated as per SCRR, 1957 (A+B+C2) (viii)	Number of Voting Rights held in each class of securities (ix)			No. of Shares Underlying Outstanding convertible securities (including Warrants) (x)	Total shareholding, as a % assuming full conversion of convertible securities (as a percentage of diluted share capital) (xi)	Number of Locked in shares (xii)	Number of Shares pledged or otherwise encumbered (xiii)	Number of equity shares held in dematerialized form (xiv)
								Class X	Class Y	Total					
As a % of total shares held (Not applicable)															
1		0	0	0	0	0	0	0	0	0	0	0	0	0	
2		0	0	0	0	0	0	0	0	0	0	0	0	0	
Custodian/DR Holder Employee Benefit Trust (under SEBI (Share based Employee Benefit) Regulations, 2014) Total Non-Promoter-Non Public Shareholding (C)= (C)(1)+(C)(2)															

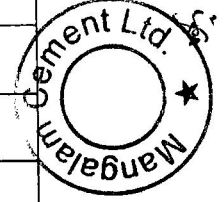


Table V - Statement showing shareholding pattern of the Significant Beneficiary Owner (SBO)

Name	PAN	Passport No. in case of a foreign national	Nationality	Details of holding/ exercise of right of the SBO in the reporting company, whether direct or indirect*				Date of creation / acquisition of significant beneficial interest
				Shares	Voting rights	Rights on distributable dividend or any other distribution	Exercise of control	

Table II- Unclaim Details

Details of Shares which remain unclaimed may be given here along with details such as number of shareholders, outstanding shares held in demat/unclaimed suspense account, voting rights which are frozen etc.
No. of shareholders
No of share held

Table III- Unclaim Details

Details of Shares which remain unclaimed may be given here along with details such as number of shareholders, outstanding shares held in demat/unclaimed suspense account, voting rights which are frozen etc.
No. of shareholders
No of share held

Table III- Person in Concert

Details of the shareholders acting as persons in Concert including their Shareholding	Holding %
Name of shareholder	No. of share

