

1. Name of Listed Entity: Mangalam Cement Limited
2. Scrip Code/Name of Scrip/Class of Security: MANGLMCEM
3. Share Holding Pattern Filed under: 31b
4. Share Holding Pattern as on : 30-Jun-2022

5. **Declaration:** The Listed entity is required to submit the following declaration to the extent of submission of information:-

S. No.	Particulars	Yes/No
1	Whether the Listed Entity has issued any partly paid up shares?	No
2	Whether the Listed Entity has issued any Convertible Securities?	No
3	Whether the Listed Entity has any shares against which depository receipts are issued?	No
4	Whether the Listed Entity has any shares in locked-in?	No
5	Whether any shares held by promoters are pledge or otherwise encumbered?	No
6	Whether the Listed Entity has issued any differential Voting Rights?	No
7	Whether the Listed Entity has issued any Warrants ?	No
8	Whether the listed entity has any significant beneficial owner?	Yes




Table I - Summary Statement holding of specified securities

Category (I)	Category of shareholder (II)	Nos. of shareholders (III)	No. of fully paid up equity shares held (IV)	No. of Partly paid-up equity shares held (V)	No. of shares underlying Depository Receipts (VI)	Total nos. shares held (VII) = (IV)+(V)+(VI)	Shareholding as a % of total no. of shares (calculated as per SCRR, 1957)		No. of Shares Underlying Outstanding convertible securities (including Warrants) (X)	Shareholding, as a % assuming full conversion of convertible securities (as a percentage of diluted share capital)	Number of Locked in shares (XII)		Number of Shares pledged or encumbered otherwise (XIII)		Number of equity shares in dematerialized form (XIV)
							As a % of (A+B+C2)	As a % of (A+B+C)			No. (a)	As a % of total Shares held (b)	No. (a)	As a % of total Shares held (b)	
			No. of Voting Rights held in each class of securities (IX)		No. of Voting Rights		Total as a % of (A+B+C)								
			Class X	Class Y	Total	Class X	Class Y	Total	No. (a)	As a % of total Shares held (b)	No. (a)	As a % of total Shares held (b)			
A	Promoter & Promoter Group	10	8287720	0	0	8287720	30.14	30.14	82870	0	0	0	0	0	8287720
B	Public	37874	1920958	0	0	1920958	69.86	69.86	19209578	0	0	0	0	0	18950021
C	Non Promoter-Non Public	0	0	0	0	0			0	0	0	0	0	0	0
C1	Shares underlying DRs	0	0	0	0	0			0	0	0	0	0	0	0
C2	Shares held by Employee Trusts	0	0	0	0	0			0	0	0	0	0	0	0
	Total	37884	2749728	0	0	2749728	100	100	274907298	0	0	0	0	0	27237741




Table II - Statement showing shareholding pattern of the Promoter and Promoter Group

Category & Name of the Shareholders (i)	PAN (ii)	No. of share order (iii)	No. of fully paid up equity shares held (iv)	Partly paid-up equity shares held (v)	Nos. of shares underlying Depository Receipts (vi)	Total nos. shares held (VII) = (IV)+(V)+(VI)	Shareholding % calculate as per SCRR, 1957 (viii)	Number of Voting Rights held in each class of securities (ix)			No. of Shares Underlying Outstanding convertible securities (including Warrants) (x)	Shareholding % as a % assuming full conversion of convertible securities as a percentage of diluted share capital (xi) = (VII)+(X) as a % of A+B+C2	Number of Locked in shares (xii)		Number of Shares pledged or otherwise encumbered (xiii)	Number of equity shares held dematerialized form (xiv)			
								No of Voting Rights		As a % of total Shares held (b)			No. (a)	As a % of total shares held (b)					
								Class X	Class Y								Total	No. (a)	As a % of total shares held (b)
1		0	0	0	0	0	0	0	0	0	0	0	0	0	0				
a		5	317253	0	0	317253	1.15	317	1.15	0	1.15	0	0	0	317253				
		3						3	253										
		1	95000	0	0	95000	0.35	95000	0.35	0	0.35	0	0	0	95000				
	ANSHUMAN VIKRAM JALAN	ACR PJ708 2L																	
	BASANT KUMAR BIRLA	AEK PB31 10L	110170	0	0	110170	0.04	110170	0.04	0	0.04	0	0	0	11017				
	VIDULA JALAN	AFVP1 K105 8A	140236	0	0	140236	0.51	140230	0.51	0	0.51	0	0	0	140236				
			6			6		6	236										
	VAISHNAVI JALAN	AHZ PJ004 1L	50000	0	0	50000	0.18	50000	0.18	0	0.18	0	0	0	50000				
	AVAYAAN VIKRAM JALAN	BAJP J7047 Q	21000	0	0	21000	0.08	21000	0.08	0	0.08	0	0	0	21000				
b	Central Government/ State Government(s)		0	0	0	0	0	0	0	0	0	0	0	0	0				



c	Financial Institutions/Banks	0	0	0	0	0	0	0	0	0	0	0	0	0	0	0	0	0	0	0	
d	Any Other (specify)	5	79704 0	67	79704 0	28.99	79704 0	67	79704 0	28.99	79704 0	67	79704 0	28.99	79704 0	67	79704 0	67	79704 0	67	79704 0
	Bodies Corporate	5	79704 0	67	79704 0	28.98	79704 0	67	79704 0	28.98	79704 0	67	79704 0	28.98	79704 0	67	79704 0	67	79704 0	67	79704 0
	CENTURY TEXTILES AND INDUSTRIE S LTD	1	23777 0	11	23777 0	8.65	23777 0	11	23777 0	8.65	23777 0	11	23777 0	8.65	23777 0	11	23777 0	11	23777 0	11	23777 0
	PILANI INVESTMENT AND INDUSTRIE S CORPORATI ON LTD	1	11200 0	00	11200 0	4.07	11200 0	00	11200 0	4.07	11200 0	00	11200 0	4.07	11200 0	00	11200 0	00	11200 0	00	11200 0
	B. K. BIRLA FOUNDATI ON	1	11000 0	0	11000 0	0.4	11000 0	0	11000 0	0.4	11000 0	0	11000 0	0.4	11000 0	0	11000 0	0	11000 0	0	11000 0
	VIDULA CONSULTANCY SERVICES LIMITED	1	33277 0	20	33277 0	12.1	33277 0	20	33277 0	12.1	33277 0	20	33277 0	12.1	33277 0	20	33277 0	20	33277 0	20	33277 0
	RAMBARA TRADING PRIVATE LIMITED	1	10350 0	36	10350 0	3.76	10350 0	36	10350 0	3.76	10350 0	36	10350 0	3.76	10350 0	36	10350 0	36	10350 0	36	10350 0
	MANAV INVESTMENT	0	0	0	0	0	0	0	0	0	0	0	0	0	0	0	0	0	0	0	0



T AND TRADING COMPANY LIMITED	75E																				
CYGNET INDUSTRIE S LIMITED	AAG CC06 62F	0	0	0	0	0	0	0	0	0	0	0	0	0	0	0	0	0	0	0	0
Sub-Total (A)(1)	10	828770 20	0	828772 0	30.14	828770 20	828772 0	30.14	0	828770 772 0	30.14	0	0	0	0	0	0	0	0	0	8287720
2 Foreign Individuals (Non- Resident Individuals/ Foreign Individuals)		0	0	0	0	0	0	0	0	0	0	0	0	0	0	0	0	0	0	0	0
a Government Institutions Foreign Portfolio Investor		0	0	0	0	0	0	0	0	0	0	0	0	0	0	0	0	0	0	0	0
b Any Other (specify)		0	0	0	0	0	0	0	0	0	0	0	0	0	0	0	0	0	0	0	0
Sub-Total (A)(2)		0	0	0	0	0	0	0	0	0	0	0	0	0	0	0	0	0	0	0	0
Total Shareholding of Promoter and Promoter Group (A)= (A)(1)+(A)(2)	10	828770 20	0	828772 0	30.14	828770 20	828772 0	30.14	0	828770 772 0	30.14	0	0	0	0	0	0	0	0	0	8287720



Table III - Statement showing shareholding pattern of the Public shareholder


Category & Name of the Shareholders (i)	PAN (ii)	Nos. of share holder (iii)	No. of fully paid up equity shares held (iv)	Partly paid-up equity shares held (v)	Nos. of shares underlying Depository Receipts (vi)	Total nos. shares held VII = IV+V+VI	Shareholding % calculated as per SCRR, 1957 As a % of (A+B+C2) VIII	Number of Voting Rights held in each class of securities (ix)			No. of Shares Underlying Outstanding convertible securities (including Warrants) (x)	Total shareholding, as a % assuming conversion of convertible securities (as a percentage of diluted share capital) (xi)	Number of Locked in shares (xii)		Number of Shares pledged or otherwise encumbered (xiii)		Number of equity shares held in dematerialized form (xiv)
								No of Voting Rights		Total as a % of Total Voting rights			No. (a)	As a % of total Shares held (b)	No. (No. of applicable) (a)	As a % of total shares held (Not applicable) (b)	
								Class X	Class Y								
1			0	0	0	0	0	0	0	0	0	0	0	0	0	0	0
a			714210	0	0	714210	2.6	714	2.6	0	2.6	0	0	0	0	0	714215
			5			5		215									
	AAB TS64 07Q	1	714210	0	0	714210	2.6	714	2.6	0	2.6	0	0	0	0	0	714215
			5			5		215									
b		0	0	0	0	0	0	0	0	0	0	0	0	0	0	0	0
c		0	0	0	0	0	0	0	0	0	0	0	0	0	0	0	0
d		0	0	0	0	0	0	0	0	0	0	0	0	0	0	0	0
e		40	182010	0	0	182010	6.62	182	6.62	0	6.62	0	0	0	0	0	1820155
			55			55		015									
			418100	0	0	418100	1.52	418	1.52	0	1.52	0	0	0	0	0	418100
			0			0		100									



LIMITED	77L																				
HYPNOS FUND LIMITED	AAC 1 CH67 85N	808400 0	808400 2.94	808400 0	808400 0	808 2.94 400	808 2.94 400	808 2.94 400	0	2.94	0	0	0	0	0	0					808400
f	Financial Institutions/ Banks	200 0	200 0	200 0	200 0	200 0	200 0	200 0	0	0	0	0	0	0	0	0	0	0	0	0	200
g	Insurance Companies	0 0	0 0	0 0	0 0	0 0	0 0	0 0	0	0	0	0	0	0	0	0	0	0	0	0	0
h	Provident Funds/ Pension Funds	0 0	0 0	0 0	0 0	0 0	0 0	0 0	0	0	0	0	0	0	0	0	0	0	0	0	0
i	Any Other (specify)	0 0	0 0	0 0	0 0	0 0	0 0	0 0	0	0	0	0	0	0	0	0	0	0	0	0	0
	Sub-Total (B)(1)	45 253450 70	253457 9.22	253450 70	253450 70	253 457 0	253 457 0	253 457 0	0	9.22	0	0	0	0	0	0	0	0	0	0	2534570
2	Central Government/ State Government(s) / President of India	0 0	0 0	0 0	0 0	0 0	0 0	0 0	0	0	0	0	0	0	0	0	0	0	0	0	0
	Sub-Total (B)(2)	0 0	0 0	0 0	0 0	0 0	0 0	0 0	0	0	0	0	0	0	0	0	0	0	0	0	0
3	Non-institutions	0 0	0 0	0 0	0 0	0 0	0 0	0 0	0	0	0	0	0	0	0	0	0	0	0	0	0
a	Individuals -	36817 945730 58	945735 34.4	945730 58	945730 58	945 735 8	945 735 8	945 735 8	0	34.4	0	0	0	0	0	0	0	0	0	0	9200526
i	Individual shareholders holding	36783 479750 74	479757 17.45	479750 74	479750 74	479 757 4	479 757 4	479 757 4	0	17.45	0	0	0	0	0	0	0	0	0	0	4540742



R K S	AAA 1	357000	0	357008	1.3	357000	0	357 1.3	0	1.3	0	0	0	357008
DISTRIBUTORS PRIVATE LIMITED	CR59 20R	8				8		008						
UMANG COMMERCIAL COMPANY PRIVATE LIMITED	AAA 1	421180	0	421181	1.53	421180	0	421 1.53	0	1.53	0	0	0	421181
	CU37 31B	1				1		181						
JAKHOTIA POLYFIBRE PRIVATE LIMITED	AAB 1	500000	0	500000	1.82	500000	0	500 1.82	0	1.82	0	0	0	500000
	CJ724 6D	0				0		000						
ADITYA MARKETIN G AND MANUFACTURING PRIVATE LIMITED	AAC 1	829960	0	829968	3.02	829960	0	829 3.02	0	3.02	0	0	0	829968
	CA82 26F	8				8		968						
JAKHOTIA POLYCHEM PRIVATE LIMITED	AAD 1	600000	0	600000	2.18	600000	0	600 2.18	0	2.18	0	0	0	600000
	CJ470 6A	0				0		000						
SPARK ONLINE PRIVATE LIMITED	AAF 1	487860	0	487864	1.77	487860	0	487 1.77	0	1.77	0	0	0	487864
	CS72 30Q	4				4		864						
SHUBHJOYTI SOLUTIONS PRIVATE LIMITED	ABD 1	273000	0	273000	0.99	273000	0	273 0.99	0	0.99	0	0	0	273000
	CS43 06A	0				0		000						
KAJAL	AAA 1	280030	0	280038	1.02	280030	0	280 1.02	0	1.02	0	0	0	280038



	8					8	038										
SYNTHETIC S AND SILK MILLS LIMITED	8																
FINQUEST FINANCIAL SOLUTIONS PVT. LTD.	124500 03	0	124500 3	4.53	124500 03	124500 03	124 500 3	4.53 0	4.53 0	0	0	0	0	0	0	0	1245003
Clearing Members	39	535380	0	53538	0.19	535380	535 38	0.19 0	0.19 0	0	0	0	0	0	0	0	53538
Director or Director's Relatives	2	7325	0	7325	0.03	7325	732 5	0.03 0	0.03 0	0	0	0	0	0	0	0	7325
IEPF	1	199570	0	199573	0.73	199570	199 573	0.73 0	0.73 0	0	0	0	0	0	0	0	199573
Non-Resident Indian (NRI)	649	195980	0	195985	0.71	195980	195 985	0.71 0	0.71 0	0	0	0	0	0	0	0	195985
Overseas Corporate Bodies	1	213450	0	213454	0.78	213450	213 454	0.78 0	0.78 0	0	0	0	0	0	0	0	213454
Trusts	2	913	0	913	0	913	913	0	0	0	0	0	0	0	0	0	913
Sub-Total (B)(3)	37829	166750 008	0	166750 08	60.64	166750 008	166 750 08	60.64 0	60.64 0	0	0	0	0	0	0	0	16415451
Total Public Shareholding (B)= (B)(1)+(B)(2) +(B)(3)	37874	192090 578	0	192095 78	69.86	192090 578	192 095 78	69.86 0	69.86 0	0	0	0	0	0	0	0	18950021



Table IV - Statement showing shareholding pattern of the Non Promoter- Non Public shareholder

Category & Name of the Shareholders (i)	PAN (ii)	No. of shareholder (iii)	No. of fully paid up shares held (iv)	Partly paid-up equity shares held (v)	Nos. of shares underlying Depository Receipts (vi)	Total no. shares held (vii) = (iv)+(v)+(vi)	Shareholding % calculated as per SCRR, 1957 (viii) As a % of (A+B+C2)	Number of Voting Rights held in each class of securities (ix)			No. of Shares Underlying Outstanding convertible securities (including Warrants) (x)	Total shareholding, as a % assuming full conversion of convertible securities (as a percentage of diluted share capital) (xi)	Number of Locked in shares (xii)	Number of Shares pledged or otherwise encumbered (xiii)	Number of equity shares held in dematerialized form (xiv) (Not Applicable)
								No of Voting Rights	Class X	Class Y					
1		0	0	0	0	0		0	0	0	0	0	0	0	0
Custodian/DR Holder															
2		0	0	0	0	0		0	0	0	0	0	0	0	0
Employee Benefit Trust (under SEBI (Share based Employee Benefit) Regulations, 2014)															
Total Non-Promoter-Non Public Shareholding (C)= (C)(1)+(C)(2)		0	0	0	0	0		0	0	0	0	0	0	0	0



Table V - Statement showing shareholding pattern of the Significant Beneficiary Owner (SBO)

Name	PAN	Passport No. in case of a foreign national	Nationality	Details of holding/ exercise of right of the SBO in the reporting company, whether direct or indirect*				Date of creation / acquisition of significant beneficial interest
				Shares	Voting rights	Rights on distributable dividend or any other distribution	Exercise of control	
I Vidula Jalan	AFVPK1058A		India	12.61	12.61	12.61		
A Vidula Consultancy Services Limited	AACCV1756D		India	12.61	12.61	12.61	Yes	Yes
								29-Mar-2022

Table II- Unclaim Details

Details of Shares which remain unclaimed may be given here along with details such as number of shareholders, outstanding shares held in demat/unclaimed suspense account, voting rights which are frozen etc.
No. of shareholders
No of share held

Table III- Unclaim Details

Details of Shares which remain unclaimed may be given here along with details such as number of shareholders, outstanding shares held in demat/unclaimed suspense account, voting rights which are frozen etc.
No. of shareholders
No of share held

Table III- Person in Concert

Details of the shareholders acting as persons in Concert including their Shareholding		
Name of shareholder	Name of PAC	Holding %
	No. of share	

