

1. Name of Listed Entity: Mangalam Cement Limited
2. Scrip Code/Name of Scrip/Class of Security: MANGLMCEM
3. Share Holding Pattern Filed under: 31b
4. Share Holding Pattern as on : 31-Mar-2022
5. **Declaration:** The Listed entity is required to submit the following declaration to the extent of submission of information:-

S. No.	Particulars	Yes/No
1	Whether the Listed Entity has issued any partly paid up shares?	No
2	Whether the Listed Entity has issued any Convertible Securities?	No
3	Whether the Listed Entity has any shares against which depository receipts are issued?	No
4	Whether the Listed Entity has any shares in locked-in?	No
5	Whether any shares held by promoters are pledged or otherwise encumbered?	No
6	Whether the Listed Entity has issued any differential Voting Rights?	No
7	Whether the Listed Entity has issued any Warrants ?	No
8	Whether the listed entity has any significant beneficial owner?	No



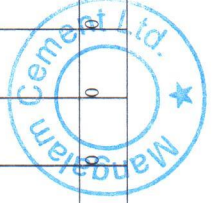
Table I - Summary Statement holding of specified securities

Category (i)	Category of shareholder (ii)	Nos. of share orders (iii)	No. of fully paid up equity shares held (iv)	No. of Partly paid-up equity shares held (v)	No. of shares underlying Depository Receipts (vi)	Total nos. shares held (vii) = (iv)+(v)+(vi)	Shareholding as a % of total no. of shares (calculated as per SCRR, 1957) (viii)		Number of Voting Rights held in each class of securities (ix)			No. of Shares Underlying convertible securities (including Warrants) (x)	Shareholding, as a % assuming full conversion of convertible securities (as a percentage of diluted share capital) (xi) = (viii)+(x) As a % of (A+B+C2)	Number of Locked in shares (xii)		Number of Shares pledged or otherwise encumbered (xiii)		Number of equity shares in dematerialized form (xiv)	
							As a % of (A+B+C2)	Total as a % of (A+B+C)	No. of Voting Rights	Class as eg: X	Total			No. (a)	As a % of total Shares held (b)	No. (a)	As a % of total Shares held (b)		
A	Promoter & Promoter Group	10	7322189	0	0	7322189	26.63	26.63	7322189	0	0	0	26.63	0	0	0	7322189		
B	Public	37367	20175109	0	0	20175109	73.37	73.37	20175109	0	0	0	73.37	0	0	0	19910565		
C	Non Promoter-Non Public	0	0	0	0	0			0	0	0	0		0	0	0	0		
C1	Shares underlying DRS	0	0	0	0	0			0	0	0	0		0	0	0	0		
C2	Shares held by Employee Trusts	0	0	0	0	0			0	0	0	0		0	0	0	0		
	Total	37377	27497298	0	0	27497298	100	100	27497298	0	0	0	100	0	0	0	0	27232754	



Table II - Statement showing shareholding pattern of the Promoter and Promoter Group

Category & Name of the Shareholders (i)	PAN (ii)	No. of shareholder (iii)	No. of fully paid up equity shares held (iv)	Partly paid-up equity shares held (v)	Nos. of underlying Depository Receipts (vi)	Total nos. shares held (iv+v+vi)	Shareholding % calculate as per SCRR, 1957 (vii)	Number of Voting Rights held in each class of securities (ix)			No. of Underlying convertible securities (including Warrants) (x)	Shareholding % assuming full conversion of convertible securities (xi)	Number of Locked in shares (xii)		Number of Shares pledged or otherwise encumbered (xiii)	Number of equity shares held in dematerialized form (xiv)
								Class X	Class Y	Total			No. (a)	As a % of total Shares held (b)		
1 a																
Indian Individuals/Hindu undivided Family		5	301722	0	0	301722	1.1	0	0	0	0	0	0	0	0	0
ANSHUMAN VIKRAM JALAN	ACRPJ71082L	1	85000	0	0	85000	0.31	0	0	0	0	0	0	0	0	85000
BASANT KUMAR BIRLA	AEKPB31110L	1	11017	0	0	11017	0.04	0	0	0	0	0	0	0	0	11017
VIDULA JALAN	AFVPK11058A	1	134705	0	0	134705	0.49	0	0	0	0	0	0	0	0	134705
VAISHNAVI JALAN	AHZPJ01041L	1	50000	0	0	50000	0.18	0	0	0	0	0	0	0	0	50000
AVAYAAN VIKRAM JALAN	BAJPJ70147Q	1	21000	0	0	21000	0.08	0	0	0	0	0	0	0	0	21000
Central Government/State Government(s)		0	0	0	0	0	0	0	0	0	0	0	0	0	0	0
Financial Institutions/ Banks		0	0	0	0	0	0	0	0	0	0	0	0	0	0	0
Any Other (specify)		5	7020467	0	0	7020467	25.53	0	0	0	0	0	0	0	0	7020467
Bodies Corporate		5	7020467	0	0	7020467	25.53	0	0	0	0	0	0	0	0	7020467
CENTURY TEXTILES AND INDUSTRIES LTD	AAACC12659Q	1	2377711	0	0	2377711	8.65	0	0	0	0	0	0	0	0	2377711
PILANI INVESTMENT AND INDUSTRIES CORPORATION LTD	AABCP71642R	1	1120000	0	0	1120000	4.07	0	0	0	0	0	0	0	0	1120000
B. K. BIRLA FOUNDATION	AACCB13092J	1	110000	0	0	110000	0.4	0	0	0	0	0	0	0	0	110000




VIDULA CONSULTANCY SERVICES LIMITED	AACCV 1756D	2727720 0	0	2727720 0	9.92	2727720 0	27277 9.92 20	0	9.92	0	0	0	0	0	0	0	0	0	2727720
RAMBARA TRADING PRIVATE LIMITED	AAJCR81 835J	685036 0	0	685036 0	2.49	685036 0	68503 2.49 6	0	2.49	0	0	0	0	0	0	0	0	0	685036
MANAV INVESTMENT AND TRADING COMPANY LIMITED	AACCM0 0875E	0	0	0	0	0	0	0	0	0	0	0	0	0	0	0	0	0	0
CYGNET INDUSTRIES LIMITED	AAGCC 0662F	0	0	0	0	0	0	0	0	0	0	0	0	0	0	0	0	0	0
Sub-Total (A)(1)	10	7322189 0	0	7322189 0	26.63	7322189 0	73221 26.63 89	0	26.63	0	0	0	0	0	0	0	0	0	7322189
2 Foreign Individuals (Non-Resident Individuals/ Foreign Individuals)		0	0	0	0	0	0	0	0	0	0	0	0	0	0	0	0	0	0
b Government		0	0	0	0	0	0	0	0	0	0	0	0	0	0	0	0	0	0
c Institutions		0	0	0	0	0	0	0	0	0	0	0	0	0	0	0	0	0	0
d Foreign Portfolio Investor		0	0	0	0	0	0	0	0	0	0	0	0	0	0	0	0	0	0
e Any Other (specify)		0	0	0	0	0	0	0	0	0	0	0	0	0	0	0	0	0	0
Sub-Total (A)(2)	0	0	0	0	0	0	0	0	0	0	0	0	0	0	0	0	0	0	0
Total Shareholding of Promoter and Promoter Group (A)=(A)(1)+(A)(2)	10	7322189 0	0	7322189 0	26.63	7322189 0	73221 26.63 89	0	26.63	0	0	0	0	0	0	0	0	0	7322189

REMARK-- IN THIS SHAREHOLDING PATTERN, 100000 SHARES PURCHASED BY ONE OF THE PROMOTER M/S VIDULA CONSULTANCY SERVICES LIMITED IS NOT INCLUDED AS THE SAME WAS CREDITED IN APRIL 2022.



Table III - Statement showing shareholding pattern of the Public shareholder

Category & Name of the Shareholders (I)	PAN (II)	Nos. of share holder (III)	No. of fully paid up equity shares held (IV)	Partly paid-up equity shares held (V)	Nos. of shares underlying Depository Receipts (VI)	Total nos. shares held VII = IV+V+VI	Shareholding % calculated as per SCRR, 1957 As a % of (A+B+C2) VIII	Number of Voting Rights held in each class of securities (IX)				No. of Shares Underlying Outstanding convertible securities (including Warrants) (X)	Total shareholding, as a % assuming full conversion of convertible securities (as a percentage of diluted share capital) (XI)	Number of Locked in shares (XII)		Number of Shares pledged or otherwise encumbered (XIII)		Number of equity shares held in dematerialized form (XIV)
								No. of Voting Rights			Total as a % of Total Voting rights			No. (a)	As a % of total shares held (b)	No. (No. of shares pledged or otherwise encumbered) (a)	As a % of total shares held (Not applicable) (b)	
								Class X	Class Y	Total								
1																		
a	Institutions	0	0	0	0	0	0	0	0	0	0	0	0	0	0	0	0	0
	Mutual Funds/	1	714215	0	0	714215	2.6	714215	0	714215	2.6	0	0	0	0	0	0	714215
	SBI MAGNUM MIDCAP FUND	AABTS61407Q	714215	0	0	714215	2.6	714215	0	714215	2.6	0	0	0	0	0	0	714215
b	Venture Capital Funds	0	0	0	0	0	0	0	0	0	0	0	0	0	0	0	0	0
c	Alternate Investment Funds	0	0	0	0	0	0	0	0	0	0	0	0	0	0	0	0	0
d	Foreign Venture Capital Investors	0	0	0	0	0	0	0	0	0	0	0	0	0	0	0	0	0
e	Foreign Portfolio Investors	42	1793089	0	0	1793089	6.52	1793089	0	1793089	6.52	0	0	0	0	0	0	1793089
	ELM PARK FUND LIMITED	AACCE17277L	418100	0	0	418100	1.52	418100	0	418100	1.52	0	0	0	0	0	0	418100
	HYPNOS FUND LIMITED	AACCH16785N	808400	0	0	808400	2.94	808400	0	808400	2.94	0	0	0	0	0	0	808400
f	Financial Institutions/ Banks Insurance Companies	4	200	0	0	200	0	200	0	200	0	0	0	0	0	0	0	200
g	Provident Funds/ Pension Funds	0	0	0	0	0	0	0	0	0	0	0	0	0	0	0	0	0
h	Any Other (specify)	0	0	0	0	0	0	0	0	0	0	0	0	0	0	0	0	0
i	Sub-Total (B)(1)	47	2507504	0	0	2507504	9.12	2507504	0	2507504	9.12	0	0	0	0	0	0	2507504
2	Central Government/ State Government(s)/ President of India	0	0	0	0	0	0	0	0	0	0	0	0	0	0	0	0	0
	Sub-Total (B)(2)	0	0	0	0	0	0	0	0	0	0	0	0	0	0	0	0	0
3	Non-institutions	0	0	0	0	0	0	0	0	0	0	0	0	0	0	0	0	0
a	Individuals -	36298	10742400	0	0	10742400	39.07	10742400	0	10742400	39.07	0	0	0	0	0	0	10480581
i	Individual shareholders holding nominal share capital	36264	4718469	0	0	4718469	17.16	4718469	0	4718469	17.16	0	0	0	0	0	0	4456650



KAJAL SYNTHETICS AND SILK MILLS LIMITED	AAACK I 6571B	280038	0	0	280038	1.02	280038	0	280038	1.02	0	0	0	280038
Clearing Members	58	130288	0	0	130288	0.47	130288	0	130288	0.47	0	0	0	130288
Director or Director's Relatives	2	7325	0	0	7325	0.03	7325	0	7325	0.03	0	0	0	7325
IEPF	2	199620	0	0	199620	0.73	199620	0	199620	0.73	0	0	0	199620
Non-Resident Indian (NRI)	640	186516	0	0	186516	0.68	186516	0	186516	0.68	0	0	0	186516
Overseas Corporate Bodies	1	213454	0	0	213454	0.78	213454	0	213454	0.78	0	0	0	213454
Sub-Total (B)(3)	37320	176676050	0	0	17667605	64.25	17667605	0	17667605	64.25	0	0	0	17403061
Total Public Shareholding (B) = (B)(1)+(B)(2)+(B)(3)	37367	201751090	0	0	20175109	73.37	20175109	0	20175109	73.37	0	0	0	19910565

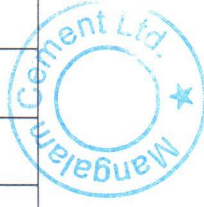


Table IV - Statement showing shareholding pattern of the Non Promoter- Non Public shareholder

Category & Name of the Shareholders (I)	PAN (II)	No. of share holder (III)	No. of fully paid up equity shares held (IV)	Partly paid-up equity shares held (V)	Nos. of shares underlying Depository Receipts (VI)	Total no. shares held (VII) = (IV)+(V)+(VI)	Shareholding % calculated as per SCRR, 1957 (A+B+C2) (VIII)	Number of Voting Rights held in each class of securities (IX)			No. of Shares Underlying Outstanding convertible securities (including Warrants) (X)	Total shareholding, as assuming full conversion of convertible securities (as a percentage of diluted share capital) (XI)	Number of Locked in shares (XII)	Number of Shares pledged or encumbered otherwise (XIII)	Number of equity shares held in dematerialized form (XIV) (Not Applicable)
								No of Voting Rights							
			Class X	Class Y	Total										
1		0	0	0	0	0		0	0	0	0	0	0	0	0
Custodian/DR Holder		0	0	0	0	0		0	0	0	0	0	0	0	0
2		0	0	0	0	0		0	0	0	0	0	0	0	0
Employee Benefit Trust (under SEBI (Share based Employee Benefit) Regulations, 2014)		0	0	0	0	0		0	0	0	0	0	0	0	0
Total Non-Promoter-Non Public Shareholding (C)= (C1)+(C2)		0	0	0	0	0		0	0	0	0	0	0	0	0




Table V - Statement showing shareholding pattern of the Significant Beneficiary Owner (SBO)

Name	PAN	Passport No. in case of a foreign national	Nationality	Details of holding/ exercise of right of the SBO in the reporting company, whether direct or indirect*				Date of creation / acquisition of significant beneficial interest
				Shares	Voting rights	Rights on distributable dividend or any other distribution	Exercise of control	

Table II- Unclaim Details

Details of Shares which remain unclaimed may be given here along with details such as number of shareholders, outstanding shares held in demat/unclaimed suspense account, voting rights which are frozen etc.
No. of shareholders
No of share held

Table III- Unclaim Details

Details of Shares which remain unclaimed may be given here along with details such as number of shareholders, outstanding shares held in demat/unclaimed suspense account, voting rights which are frozen etc.
No. of shareholders
No of share held

Table III- Person in Concert

Details of the shareholders acting as persons in Concert including their Shareholding		
Name of shareholder	No. of share	Holding %

