

Shareholding Pattern under Regulation 31 of SEBI (Listing Obligations and Disclosure Requirements) Regulations, 2015

1.	Name of Listed Entity : Mangalam Cement Limited
2.	Scrip Code / Name of Scrip / Class of Security : MANGLMCEM
3.	Share Holding Pattern Filed under : 31(1)(b)
4.	Share Holding Pattern as on : 31.03.2019
5.	Declaration : The Listed entity is required to submit the following declaration to the extent of submission of information:-

Particulars		Yes*	No*
1	Whether the Listed Entity has issued any partly paid up shares?		No
2	Whether the Listed Entity has issued any Convertible Securities or Warrants?		No
3	Whether the Listed Entity has any shares against which depository receipts are issued?		No
4	Whether the Listed Entity has any shares in locked-in?		No
5	Whether any shares held by promoters are pledge or otherwise encumbered?	Yes	No

*If the Listed Entity selects the option 'No' for the questions above, the columns for the partly paid up shares, Outstanding Convertible Securities / Warrants, depository receipts, locked-in shares, No of shares pledge or otherwise encumbered by promoters, as applicable, shall not be displayed at the time of dissemination on the Stock Exchange website. Also wherever there is 'No' declared by Listed Entity in above table the values will be considered as 'Zero' by default on submission of the format of holding of specified securities.




Table 1- Summary Statement holding of specified securities

Category of Shareholder	Nos. of share holders	No. of fully paid up equity shares held	No. of partly paid up equity shares held	Total nos. shares held	(VII) = (IV)+(V) + (VI)	(VIII) As a % of (A+B+C2)	(IX)	No. of Shares held in each class of securities	No. of Shares held in class (X)	No. of Shares held in class (XI) = (VII) + (X) + (XI)	No. of Locked shares	Number of Shares pledged or otherwise encumbered	Number of equity shares held in demat-form	
														(XII)
NO. OF VOTING RIGHTS														
CLASS X CLASS Y TOTAL % OF (A+B+C)														
(A) Promoter & Promoter Group	11	4860016	0	0	4860016	18.21	4860016	18.21	0	0	0.00	630797	12.98	4860016
(B) Public	17662	21833764	0	0	21833764	81.79	21833764	81.79	0	0	0.00	N.A.	N.A.	21547861
(C) Non Promoter Non Public	0	0	0	0	0	0.00	0	0.00	0	0	0.00	N.A.	N.A.	0
(C1) Shares Underlying DRs	0	0	0	0	0	0.00	0	0.00	0	0	0.00	N.A.	N.A.	0
(C2) Shares Held by Employee Trusts	0	0	0	0	0	0.00	0	0.00	0	0	0.00	N.A.	N.A.	0
TOTAL	17673	26693780	0	0	26693780	100.00	26693780	100.00	0	0	0.00	630797	2.36	26407877




Table II Statement showing shareholding pattern of the Promotor And Promoter Group


Category & Name of the shareholder	PAN	Nos. of share holders	No. of fully paid up equity shares held	No. of partly paid equity shares held	No. of Total shares held	(VIII) As a % of (A+B+C2)	(IX) X	(X) (XI) = (VII) + (X) As a % of (A+B+C2)	No. as a % of total shares held (a)	No. as a % of total shares held (b)	No. as a % of total shares held (a) + (b)	(XIII) (XIV)	
													(I)
NO. OF VOTING RIGHTS													
TOTAL AS													
CLASS CLASS TOTAL % OF (A+B+C)													
(1) Indian													
(a) Individuals (huf)													
ANSHUMAN VIKRAM JALAN		5	136869	0	NIL	136869	0.51	136869	0.51	NIL	0	0.00	136869
BASANT KUMAR BIRLA	ACERJ7082L		40000	0	NIL	40000	0.15	40000	0.15	NIL	0	0.00	40000
VIDULA JALAN	AEKPE3110L		10540	0	NIL	10540	0.04	10540	0.04	NIL	0	0.00	10540
VAISHNAVI JALAN	AFVPR1058A		76100	0	NIL	76100	0.29	76100	0.29	NIL	0	0.00	76100
AVAYAAN VIKRAM JALAN	AHZPJ0041L		3629	0	NIL	3629	0.01	3629	0.01	NIL	0	0.00	3629
	BAJRPJ047Q		6600	0	NIL	6600	0.02	6600	0.02	NIL	0	0.00	6600
(b) Central Gov/state Gov		0	0	0	NIL	0	0.00	0	0.00	NIL	0	0.00	0
(c) Financial Inst. Banks		0	0	0	NIL	0	0.00	0	0.00	NIL	0	0.00	0
(d) Any Other (specify Bodies Corporate)		6	4723147	0	NIL	4723147	17.69	4723147	17.69	NIL	0	0.00	4723147
CENTURY TEXTILES AND INDUSTRIES LTD	AAACC2659Q		2220500	0	NIL	2220500	8.32	2220500	8.32	NIL	0	0.00	2220500
PILANI INVESTMENT AND INDUSTRIES CORPORA TION LTD.	AMBCP764ZR		1120000	0	NIL	1120000	4.20	1120000	4.20	NIL	0	0.00	1120000
B. K. BIRLA FOUNDATION	AACCB3092J		110000	0	NIL	110000	0.41	110000	0.41	NIL	0	0.00	110000
MANAV INVESTMENT AND TRADING COMPANY LIM ITED	AACCM0875E		503797	0	NIL	503797	1.89	503797	1.89	NIL	0	0.00	503797
VIDULA CONSULTANCY SERVICES LIMITED	AACCVI756D		641850	0	NIL	641850	2.40	641850	2.40	NIL	0	0.00	641850
CYGNET INDUSTRIES LIMITED	AAGCO662F		127000	0	NIL	127000	0.48	127000	0.48	NIL	0	0.00	127000
Any Other Total (A) (1)		6	4723147	0	NIL	4723147	17.69	4723147	17.69	NIL	0	0.00	4723147
Sub-Total (A) (1)		11	4860016	0	NIL	4860016	18.21	4860016	18.21	NIL	0	0.00	4860016
(2) Foreign													
(a) Individuals NI/ Foreign Individuals		0	0	0	NIL	0	0.00	0	0.00	NIL	0	0.00	0
(b) Government		0	0	0	NIL	0	0.00	0	0.00	NIL	0	0.00	0
(c) Institutions		0	0	0	NIL	0	0.00	0	0.00	NIL	0	0.00	0
(d) Foreign Portfolio Investor		0	0	0	NIL	0	0.00	0	0.00	NIL	0	0.00	0
(e) Any Other (specify Bodies Corporate)		0	0	0	NIL	0	0.00	0	0.00	NIL	0	0.00	0
Sub-Total (A) (2)		0	0	0	NIL	0	0.00	0	0.00	NIL	0	0.00	0
Total Share Holding of PROMOTOR AND PROMOTER GROUP (A) = (A) (1) + (A) (2)		11	4860016	0	NIL	4860016	18.21	4860016	18.21	NIL	0	0.00	4860016



630797 12.98 4860016

Table III Statement showing shareholding pattern of the Public Shareholder

Category & Name of the shareholders	PAN	(I) Nos. of share holders	(II) (III) (IV) (V) (VI) (VII) = (IV) + (V) + (VI)	(VIII) = (VII) + (VI)	(IX) No. of Shares held under each class of securities	(X) No. of Shares held under as a % of total shares assuming full conversion of convertible securities (including diluting share warrants)	(XII) No. as a % of total shares held (a) + (X) As a % of (A+B+C2)	(XIII) No. of Shares pledged or otherwise encumbered	(XIV) Number of equity shares held in dematerialized form								
										(I) Institutions	(II) Mutual Funds	(III) Venture Capital Funds	(IV) Alternate Investment Funds	(V) Foreign Venture Capital Investors	(VI) Foreign Portfolio Investors	(VII) India Capital Fund Limited	(VIII) Financial Institutions/Banks
(I) Institutions																	
(a) Mutual Funds																	
SBI MAGNUM MIDCAP FUND	AAETS6407Q	1	766567	0	NIL	766567	2.87	766567	2.87	0	0.00	N.A.	766567				
(b) Venture Capital Funds																	
(c) Alternate Investment Funds																	
(d) Foreign Venture Capital Investors																	
(e) Foreign Portfolio Investors																	
INDIA CAPITAL FUND LIMITED	AAACM3867E	7	2177887	0	NIL	2177887	8.16	2177887	8.16	0	0.00	N.A.	2177887				
(f) Financial Institutions/Banks																	
(g) Insurance Companies																	
(h) Provident Funds/Pension Funds																	
(k) Any Other (specify)																	
(l) Foreign Institutional Investors (FPI)																	
Sub-Total (B) (1)		16	2984440	0	NIL	2984440	11.18	2984440	11.18	0	0.00	N.A.	2984440				
(2) Central Government/State Government(s)/President of India																	
Sub-Total (B) (2)		0	0	0	0	0	0.00	0	0.00	0	0.00	N.A.	0				
(3) Non-Institutions																	
(a) Individuals- i. Individual shareholders holding nominal share capital up to Rs. 2 lac																	
(a) Individuals- ii. Individual shareholders																	
16887	4383782	0	NIL	0	NIL	4383782	16.42	4383782	16.42	0	0.00	N.A.	4383782				



holding nominal share
capital in excess of
Rs. 2 lacs.

	30	5010237	0	NIL	5010237	18.77	5010237	NIL	5010237	18.77	NIL	18.77	0	0.00	N.A.	5010237
SACHIN BANSAL		1191202	0	NIL	1191202	4.46	1191202	NIL	1191202	4.46	NIL	4.46	0	0.00	N.A.	1191202
SACHIN BANSAL		754145	0	NIL	754145	2.83	754145	NIL	754145	2.83	NIL	2.83	0	0.00	N.A.	754145
SHAH JIGAR LAUNCHAND		1022554	0	NIL	1022554	3.83	1022554	NIL	1022554	3.83	NIL	3.83	0	0.00	N.A.	1022554
(b) Nbfcs Registered With Rbi	2	135369	0	NIL	135369	0.51	135369	NIL	135369	0.51	NIL	0.51	0	0.00	N.A.	135369
(c) Employee Trust	0	0	0	NIL	0	0.00	0	NIL	0	0.00	NIL	0.00	0	0.00	N.A.	0
(d) Overseas Depositories (holding Drs)	0	0	0	NIL	0	0.00	0	NIL	0	0.00	NIL	0.00	0	0.00	N.A.	0
(e) Any Other (specify) Balancing figure	0	0	0	NIL	0	0.00	0	NIL	0	0.00	NIL	0.00	0	0.00	N.A.	0
Bodies Corporate	244	6932581	0	NIL	6932581	25.97	6932581	NIL	6932581	25.97	NIL	25.97	0	0.00	N.A.	6932581
UMANG COMMERCIAL COMPANY PRIVATE LIMITED		421181	0	NIL	421181	1.58	421181	NIL	421181	1.58	NIL	1.58	0	0.00	N.A.	421181
ARIHANT CAPITAL MARKETS LTD		766901	0	NIL	766901	2.87	766901	NIL	766901	2.87	NIL	2.87	0	0.00	N.A.	766901
FINQUEST SECURITIES PVT LTD		1158500	0	NIL	1158500	4.34	1158500	NIL	1158500	4.34	NIL	4.34	0	0.00	N.A.	1158500
ANAND RATHI GLOBAL FINANCE LIMITED		600006	0	NIL	600006	2.25	600006	NIL	600006	2.25	NIL	2.25	0	0.00	N.A.	600006
VIBGYOR INVESTORS & DEVELOPERS PVT. LTD.		400000	0	NIL	400000	1.50	400000	NIL	400000	1.50	NIL	1.50	0	0.00	N.A.	400000
ADITYA MARKETING AND MANUFACTURING LIMIT		969200	0	NIL	969200	3.63	969200	NIL	969200	3.63	NIL	3.63	0	0.00	N.A.	969200
ED			0	NIL									0	0.00	N.A.	
TEAM INDIA MANAGERS LTD		358000	0	NIL	358000	1.34	358000	NIL	358000	1.34	NIL	1.34	0	0.00	N.A.	358000
SANGHAI COMMERCIAL AND CREDITS PVT LTD		631346	0	NIL	631346	2.37	631346	NIL	631346	2.37	NIL	2.37	0	0.00	N.A.	631346
(g) Any Other (specify) OCB	1	193000	0	NIL	193000	0.72	193000	NIL	193000	0.72	NIL	0.72	0	0.00	N.A.	193000
(h) Any Other (specify) non-resident indian. non-repeat	164	239851	0	NIL	239851	0.90	239851	NIL	239851	0.90	NIL	0.90	0	0.00	N.A.	239851
(i) Any Other (specify) Non-resident indian repeat	249	143378	0	NIL	143378	0.54	143378	NIL	143378	0.54	NIL	0.54	0	0.00	N.A.	143378
(j) Any Other (specify) Clearing Member	65	1686078	0	NIL	1686078	6.32	1686078	NIL	1686078	6.32	NIL	6.32	0	0.00	N.A.	1686078
AXIS CAPITAL LIMITED		1275000	0	NIL	1275000	4.78	1275000	NIL	1275000	4.78	NIL	4.78	0	0.00	N.A.	1275000
NEW BERRY CAPITALS PRIVATE LIMITED		357000	0	NIL	357000	1.34	357000	NIL	357000	1.34	NIL	1.34	0	0.00	N.A.	357000
(o) Any Other (specify) DIRECTOR'S & THEIR RELATIVES	2	7280	0	NIL	7280	0.03	7280	NIL	7280	0.03	NIL	0.03	0	0.00	N.A.	7280
(r) Any Other (specify) IEPF	2	117768	0	NIL	117768	0.44	117768	NIL	117768	0.44	NIL	0.44	0	0.00	N.A.	117768
Any Other Total (B) (3)	727	9319936	0	NIL	9319936	34.91	9319936	NIL	9319936	34.91	NIL	34.91	0	0.00	N.A.	9317202
Sub-Total (B) (3)	17646	18849324	0	NIL	18849324	70.61	18849324	NIL	18849324	70.61	NIL	70.61	0	0.00	N.A.	18563421
Total Share Holding of PUBLIC SHAREHOLDER (B) = (B) (1) + (B) (2) + (B) (3)	17662	21833764	0	NIL	21833764	81.79	21833764	NIL	21833764	81.79	NIL	81.79	0	0.00	N.A.	21547861



Table IV Statement showing shareholding pattern of the Non-Promoter-no Public Shareholder

Category & Name of the Shareholders	PAN	(I) Nos. of share holders	(II) No. of fully paid up equity shares held	(III) No. of partly paid up equity shares held	(IV) No. of equity shares Depository Receipts	(V) Total nos. shares held (VI)+(VII)+(VIII)+(IX)+(X)+(XI)+(XII)+(XIII)+(XIV)	(VI) Voting Rights Held in		(X) No of shares held in demat form	(XII) Number of locked pledged or otherwise encumbered	(XIII) No. as a % of total shares (a)	(XIV) Number of equity shares held in dematerialized form
							(X) No of shares held in demat form	(XII) Number of locked pledged or otherwise encumbered				
(1) CUSTODIAN/DR HOLDER												
(A) Name Of Dr Holder (if available)												
Sub-Total (C) (1)		0	0	0	0	0	0.00	0	0.00	0	0	0
(2) EMPLOYEE BENEFIT TRUST												
(A) (under Sebi (share Based Employee Benefit) Regulations 2014)												
Sub-Total (C) (2)		0	0	0	0	0	0.00	0	0.00	0	0	0
Total Share Holding of NON PROMOTER-NO PUBLIC SHAREHOLDER (C) = (C) (1) + (C) (2) + (C) (3)		0	0	0	0	0	0.00	0	0.00	0	0	0
GRAND TOTAL		17673	26693780	0	0	0	26693780	100.00	26693780	100.00	0	630797
												2.36
												26407877

*****END OF REPORT*****

