

1. Name of Listed Entity: Mangalam Cement Limited
2. Scrip Code/Name of Scrip/Class of Security: MANGLMCEM
3. Share Holding Pattern Filed under: 31b
4. Share Holding Pattern as on : 30-Jun-2019
5. Declaration: The Listed entity is required to submit the following declaration to the extent of submission of information:-

| S. No. | Particulars  | Yes/No |  |
|--------|--|--------|--|
| 1      | Whether the Listed Entity has issued any partly paid up shares?                        | No     |  |
| 2      | Whether the Listed Entity has issued any Convertible Securities?                       | No     |  |
| 3      | Whether the Listed Entity has any shares against which depository receipts are issued? | No     |  |
| 4      | Whether the Listed Entity has any shares in locked-in?                                 | No     |  |
| 5      | Whether any shares held by promoters are pledge or otherwise encumbered?               | No     |  |
| 6      | Whether the Listed Entity has issued any differential Voting Rights?                   | No     |  |
| 7      | Whether the Listed Entity has issued any Warrants ?                                    | No     |  |
| 8      | Whether the listed entity has any significant beneficial owner?                        | No     |  |




Table I - Summary Statement holding of specified securities

| Category (i) | Category of shareholder (ii)   | Nos. of shareholders (iii) | No. of fully paid up equity shares (iv) |                 | No. of Partly paid-up equity shares held (v) |               | No. of shares underlying Depository Receipts (vi) | Total nos. shares held (vii) = (iv)+(v)+(vi) | Shareholding as a % of total no. of shares (calculated as per SCRR, 1957) (viii) | Number of Voting Rights held in each class of securities (ix) |                   |                   | No. of Shares Underlying Outstanding convertible securities (including Warrants) (x) | Shareholding, as a % assuming full conversion of convertible securities (as a percentage of diluted share capital) (xi) = (vii)+(x) |                                 | Number of Locked in shares (xii) | Number of Shares pledged or otherwise encumbered (xiii) | Number of equity shares held in dematerialized form (xiv) |
|--------------|--------------------------------|----------------------------|---|-----------------|--|---------------|---|--|--|---|-------------------|-------------------|--|---|---------------------------------|----------------------------------|---|---|
|              |                                |                            | shares held (iv)                        | shares held (v) | Class S eg: X                                | Class S eg: Y |   |  |  | Total (A+B+C)   | As a % of (A+B+C) | As a % of (A+B+C) |  | As a % of total Shares held (b)   | As a % of total Shares held (b) |                                  |   |   |
| A            | Promoter & Promoter Group      | 9                          | 4988089                                 | 0               | 0  | 0             | 4988089   | 18.69  | 4988089  | 0   | 9                 | 18.69             | 0  | 0   | 0.00                            | 0                                | 4988089   | 0   |
| B            | Public                         | 17439                      | 21705691                                | 0               | 0  | 0             | 21705691  | 81.31  | 21705691   | 0   | 91                | 81.31             | 0  | 0   | 0.00                            | 0                                | 21426328  | 0   |
| C            | Non Promoter- Non Public       | 0                          | 0                                       | 0               | 0  | 0             | 0   | 0.00   | 0  | 0   | 0                 | 0.00              | 0  | 0   | 0.00                            | 0                                | 0   | 0   |
| C1           | Shares underlying DRS          | 0                          | 0                                       | 0               | 0  | 0             | 0   | 0.00   | 0  | 0   | 0                 | 0.00              | 0  | 0   | 0.00                            | 0                                | 0   | 0   |
| C2           | Shares held by Employee Trusts | 0                          | 0                                       | 0               | 0  | 0             | 0   | 0.00   | 0  | 0   | 0                 | 0.00              | 0  | 0   | 0.00                            | 0                                | 0   | 0   |
|              | Total                          | 17448                      | 26693780                                | 0               | 0  | 0             | 26693780  | 100.00                                       | 26693780   | 0   | 80                | 100.00            | 0  | 0   | 0.00                            | 0                                | 26414417  | 0   |




Table II - Statement showing shareholding pattern of the Promoter and Promoter Group

| Category & Name of the Shareholders (i)          | PAN (ii)     | No. of shares older (iii) | No. of shares (iv)              |                                   | Partly paid-up equity shares held (v) | Nos. of shares underlying Depository Receipts (vi) | Total nos. shares held (VII = IV+V+VI) | Shareholding % calculated as per SCRR, 1957 (VIII) As a % of (A+B+C2) | Number of Voting Rights held in each class of securities (IX) |         |          | Total as a % of Total Voting rights | No. of Shares (including Warrants) convertible securities (X) | Shareholding % assuming Full conversion of convertible securities (XI) = (VII)+(X) as a % of A+B+C2 |   | Number of Locked In Shares (XII) | As a % of total Shares held (b) | Number of Shares pledged or otherwise encumbered (XIII) | Number of equity shares in dematerial form (XIV) |
|--|--------------|---------------------------|---------------------------------|-----------------------------------|---------------------------------------|--|--|---|---|---------|----------|-------------------------------------|---|---|---|----------------------------------|---------------------------------|---|--|
|  |              |                           | fully paid up equity share held | Partly paid-up equity shares held |                                       |  |  |   | Class X   | Class Y | To Total |                                     |   | convertible securities (X)  | convertible securities (X) as a percentage of diluted share capital (XI) = (VII)+(X) as a % of A+B+C2 |                                  |                                 |   |  |
| Indian   |              | 0                         | 0                               | 0                                 | 0                                     | 0  | 0                                      | 0.00  | 0   | 0       | 0        | 0.00                                | 0   | 0.00  | 0   | 0.00                             | 0                               | 0   | 0  |
| Individuals/Hindu undivided Family               |              | 5                         | 136869                          | 0                                 | 0                                     | 0  | 136869                                 | 0.51  | 136869  | 0       | 136869   | 0.51                                | 0   | 0.00  | 0   | 0.00                             | 0                               | 0   | 136869   |
| ANSHUMAN VIKRAM JALAN                            | ACRPJ7082L   | 1                         | 40000                           | 0                                 | 0                                     | 0  | 40000                                  | 0.15  | 40000   | 0       | 40000    | 0.15                                | 0   | 0.00  | 0   | 0.00                             | 0                               | 0   | 40000  |
| BASANT KUMAR BIRLA                               | AEKPB3110L   | 1                         | 10540                           | 0                                 | 0                                     | 0  | 10540                                  | 0.04  | 10540   | 0       | 10540    | 0.04                                | 0   | 0.00  | 0   | 0.00                             | 0                               | 0   | 10540  |
| VIDULA JALAN                                     | AFVPK1058A   | 1                         | 76100                           | 0                                 | 0                                     | 0  | 76100                                  | 0.29  | 76100   | 0       | 76100    | 0.29                                | 0   | 0.00  | 0   | 0.00                             | 0                               | 0   | 76100  |
| VAISHNAVI JALAN                                  | AHZPJ0041L   | 1                         | 3629                            | 0                                 | 0                                     | 0  | 3629                                   | 0.01  | 3629  | 0       | 3629     | 0.01                                | 0   | 0.00  | 0   | 0.00                             | 0                               | 0   | 3629   |
| AVAYAAN VIKRAM JALAN                             | BAJPI7047Q   | 1                         | 6600                            | 0                                 | 0                                     | 0  | 6600                                   | 0.02  | 6600  | 0       | 6600     | 0.02                                | 0   | 0.00  | 0   | 0.00                             | 0                               | 0   | 6600   |
| b Central Government/ State Government(s)        |              | 0                         | 0                               | 0                                 | 0                                     | 0  | 0                                      | 0.00  | 0   | 0       | 0        | 0.00                                | 0   | 0.00  | 0   | 0.00                             | 0                               | 0   | 0  |
| c Financial Institutions/ Banks                  |              | 0                         | 0                               | 0                                 | 0                                     | 0  | 0                                      | 0.00  | 0   | 0       | 0        | 0.00                                | 0   | 0.00  | 0   | 0.00                             | 0                               | 0   | 0  |
| d Any Other (specify)                            |              | 4                         | 4851220                         | 0                                 | 0                                     | 0  | 4851220                                | 18.17   | 4851220   | 0       | 4851220  | 18.17                               | 0   | 0.00  | 0   | 0.00                             | 0                               | 0   | 4851220  |
| Bodies Corporate                                 |              | 4                         | 4851220                         | 0                                 | 0                                     | 0  | 4851220                                | 18.18   | 4851220   | 0       | 4851220  | 18.18                               | 0   | 0.00  | 0   | 0.00                             | 0                               | 0   | 4851220  |
| CENTURY TEXTILES AND INDUSTRIES LTD              | AAACG2659Q   | 1                         | 2220500                         | 0                                 | 0                                     | 0  | 2220500                                | 8.32  | 2220500   | 0       | 2220500  | 8.32                                | 0   | 0.00  | 0   | 0.00                             | 0                               | 0   | 2220500  |
| PILANI INVESTMENT AND INDUSTRIES CORPORATION LTD | AAABGP7642RI | 1                         | 1120000                         | 0                                 | 0                                     | 0  | 1120000                                | 4.20  | 1120000   | 0       | 1120000  | 4.20                                | 0   | 0.00  | 0   | 0.00                             | 0                               | 0   | 1120000  |
| B. K. BIRLA FOUNDATION                           | AAACCB3092JI | 1                         | 110000                          | 0                                 | 0                                     | 0  | 110000                                 | 0.41  | 110000  | 0       | 110000   | 0.41                                | 0   | 0.00  | 0   | 0.00                             | 0                               | 0   | 110000   |



|   |           |   |         |   |   |         |       |         |   |             |   |       |   |      |         |
|---|-----------|---|---------|---|---|---------|-------|---------|---|-------------|---|-------|---|------|---------|
| VIJULA CONSULTANCY SERVICES LIMITED                                   | AACCV1756 | 1 | 1400720 | 0 | 0 | 1400720 | 5.25  | 1400720 | 0 | 1400725.25  | 0 | 5.25  | 0 | 0.00 | 1400720 |
| Sub-Total (A)(1)  | 9         |   | 4988089 | 0 | 0 | 4988089 | 18.69 | 4988089 | 0 | 49880818.69 | 0 | 18.69 | 0 | 0.00 | 4988089 |
| 2 Foreign   | 0         |   | 0       | 0 | 0 | 0       | 0.00  | 0       | 0 | 0           | 0 | 0.00  | 0 | 0.00 | 0       |
| a Individuals (Non-Resident Individuals/ Foreign Individuals)         | 0         |   | 0       | 0 | 0 | 0       | 0.00  | 0       | 0 | 0           | 0 | 0.00  | 0 | 0.00 | 0       |
| b Government  | 0         |   | 0       | 0 | 0 | 0       | 0.00  | 0       | 0 | 0           | 0 | 0.00  | 0 | 0.00 | 0       |
| c Institutions  | 0         |   | 0       | 0 | 0 | 0       | 0.00  | 0       | 0 | 0           | 0 | 0.00  | 0 | 0.00 | 0       |
| d Foreign Portfolio Investor  | 0         |   | 0       | 0 | 0 | 0       | 0.00  | 0       | 0 | 0           | 0 | 0.00  | 0 | 0.00 | 0       |
| e Any Other (specify)   | 0         |   | 0       | 0 | 0 | 0       | 0.00  | 0       | 0 | 0           | 0 | 0.00  | 0 | 0.00 | 0       |
| Sub-Total (A)(2)  | 0         |   | 0       | 0 | 0 | 0       | 0.00  | 0       | 0 | 0           | 0 | 0.00  | 0 | 0.00 | 0       |
| Total Shareholding of Promoter and Promoter Group (A) = (A)(1)+(A)(2) | 9         |   | 4988089 | 0 | 0 | 4988089 | 18.69 | 4988089 | 0 | 49880818.69 | 0 | 18.69 | 0 | 0.00 | 4988089 |




Table III - Statement showing shareholding pattern of the Public shareholder


| Category & Name of the Shareholders (i) | PAN (ii)     | Nos. of shareholder (iii) | No. of fully paid up equity shares held (iv) | Partly paid-up equity shares held (v) | Nos. of underlying Depository Receipts (vi) | Total nos. shares held VII = IV+V+VI | Shareholding % calculated as per SCRR, 1957 (A+B+C2) VIII | Number of Voting Rights held in each class of securities (ix) |         |         | Total as a % of Total Voting rights | No. of Shares Underlying Outstanding convertible securities (including Warrants) (x) | Total shareholding, as a % assuming full conversion of convertible securities (as a percentage of diluted share capital) (xi) | Number of Locked in shares (xii) |                                 | Number of Shares pledged or otherwise encumbered (xiii) |  | Number of equity shares held in dematerialized form (xiv) |
|---|--------------|---------------------------|--|---------------------------------------|---|--------------------------------------|---|---|---------|---------|-------------------------------------|--|---|----------------------------------|---------------------------------|---|--|---|
|   |              |                           |  |                                       |   |                                      |   | Class X   | Class Y | Total   |                                     |  |   | No. (a)                          | As a % of total Shares held (b) | No. (a)   | As a % of total shares held (Not applicable) (b) |   |
| 1 Institutions                          |              | 0                         | 0  | 0                                     | 0   | 0                                    | 0.00  | 0   | 0       | 0       | 0                                   | 0.00   | 0   | 0.00                             | 0                               | 0.00  | 0  | 0   |
| a Mutual Funds/                         |              | 1                         | 766567                                       | 0                                     | 0   | 766567                               | 2.87  | 766567  | 0       | 766567  | 0                                   | 2.87   | 0   | 0.00                             | 0                               | 0.00  | 766567   | 766567  |
| SBI MAGNUM MIDCAP FUND                  | AABTS61407Q  |                           | 766567                                       | 0                                     | 0   | 766567                               | 2.87  | 766567  | 0       | 766567  | 0                                   | 2.87   | 0   | 0.00                             | 0                               | 0.00  | 766567   | 766567  |
| b Venture Capital Funds                 |              | 0                         | 0  | 0                                     | 0   | 0                                    | 0.00  | 0   | 0       | 0       | 0                                   | 0.00   | 0   | 0.00                             | 0                               | 0.00  | 0  | 0   |
| c Alternate Investment Funds            |              | 1                         | 10951  | 0                                     | 0   | 10951                                | 0.04  | 10951   | 0       | 10951   | 0                                   | 0.04   | 0   | 0.00                             | 0                               | 0.00  | 10951  | 10951   |
| d Foreign Venture Capital Investors     |              | 0                         | 0  | 0                                     | 0   | 0                                    | 0.00  | 0   | 0       | 0       | 0                                   | 0.00   | 0   | 0.00                             | 0                               | 0.00  | 0  | 0   |
| e Foreign Portfolio Investors           |              | 7                         | 1990223                                      | 0                                     | 0   | 1990223                              | 7.46  | 1990223   | 0       | 1990223 | 0                                   | 7.46   | 0   | 0.00                             | 0                               | 0.00  | 1990223  | 1990223   |
| INDIA CAPITAL FUND LIMITED              | AAAACM13867E |                           | 1972418                                      | 0                                     | 0   | 1972418                              | 7.39  | 1972418   | 0       | 1972418 | 0                                   | 7.39   | 0   | 0.00                             | 0                               | 0.00  | 1972418  | 1972418   |
| f Financial Institutions/ Banks         |              | 7                         | 49607  | 0                                     | 0   | 49607                                | 0.19  | 49607   | 0       | 49607   | 0                                   | 0.19   | 0   | 0.00                             | 0                               | 0.00  | 49607  | 49607   |
| g Insurance Companies                   |              | 1                         | 250  | 0                                     | 0   | 250                                  | 0.00  | 250   | 0       | 250     | 0                                   | 0.00   | 0   | 0.00                             | 0                               | 0.00  | 250  | 250   |
| h Provident Funds/ Pension Funds        |              | 0                         | 0  | 0                                     | 0   | 0                                    | 0.00  | 0   | 0       | 0       | 0                                   | 0.00   | 0   | 0.00                             | 0                               | 0.00  | 0  | 0   |
| i Any Other (specify)                   |              | 0                         | 0  | 0                                     | 0   | 0                                    | 0.00  | 0   | 0       | 0       | 0                                   | 0.00   | 0   | 0.00                             | 0                               | 0.00  | 0  | 0   |
| Sub-Total (B)(1)                        |              | 17                        | 2817598                                      | 0                                     | 0   | 2817598                              | 10.56   | 2817598   | 0       | 2817598 | 0                                   | 10.56  | 0   | 0.00                             | 0                               | 0.00  | 2817598  | 2817598   |



|    |   |              |       |         |   |   |         |       |         |   |         |       |         |   |         |       |         |   |         |   |         |       |
|----|---|--------------|-------|---------|---|---|---------|-------|---------|---|---------|-------|---------|---|---------|-------|---------|---|---------|---|---------|-------|
| 2  | Central Government/<br>State Government(s)/<br>President of India               |              | 0     | 0       | 0 | 0 | 0       | 0     | 0       | 0 | 0       | 0     | 0       | 0 | 0       | 0     | 0       | 0 | 0       | 0 | 0       | 0     |
|    | Sub-Total (BY2)   |              | 0     | 0       | 0 | 0 | 0       | 0     | 0       | 0 | 0       | 0     | 0       | 0 | 0       | 0     | 0       | 0 | 0       | 0 | 0       | 0     |
| 3  | Non-institutions  |              | 0     | 0       | 0 | 0 | 0       | 0     | 0       | 0 | 0       | 0     | 0       | 0 | 0       | 0     | 0       | 0 | 0       | 0 | 0       | 0     |
| a  | Individuals -   |              | 16697 | 9170238 | 0 | 0 | 9170238 | 34.36 | 9170238 | 0 | 9170238 | 34.36 | 9170238 | 0 | 9170238 | 34.36 | 9170238 | 0 | 9170238 | 0 | 9170238 | 34.36 |
| i  | Individual shareholders holding nominal share capital up to Rs. 2 lakhs.        |              | 16668 | 4270002 | 0 | 0 | 4270002 | 16.00 | 4270002 | 0 | 4270002 | 16.00 | 4270002 | 0 | 4270002 | 16.00 | 4270002 | 0 | 4270002 | 0 | 4270002 | 16.00 |
| ii | Individual shareholders holding nominal share capital in excess of Rs. 2 lakhs. |              | 29    | 4900236 | 0 | 0 | 4900236 | 18.36 | 4900236 | 0 | 4900236 | 18.36 | 4900236 | 0 | 4900236 | 18.36 | 4900236 | 0 | 4900236 | 0 | 4900236 | 18.36 |
|    | SACHIN BANSAL   | AAHFN 0847M  | 1     | 1138153 | 0 | 0 | 1138153 | 4.26  | 1138153 | 0 | 1138153 | 4.26  | 1138153 | 0 | 1138153 | 4.26  | 1138153 | 0 | 1138153 | 0 | 1138153 | 4.26  |
|    | SACHIN BANSAL   | AAVFA 14471  | 1     | 769145  | 0 | 0 | 769145  | 2.88  | 769145  | 0 | 769145  | 2.88  | 769145  | 0 | 769145  | 2.88  | 769145  | 0 | 769145  | 0 | 769145  | 2.88  |
|    | SHAH JIGAR LALCHAND   | AGDPS41 252P | 1     | 1044876 | 0 | 0 | 1044876 | 3.91  | 1044876 | 0 | 1044876 | 3.91  | 1044876 | 0 | 1044876 | 3.91  | 1044876 | 0 | 1044876 | 0 | 1044876 | 3.91  |
| b  | NBFCs registered with RBI   |              | 2     | 311000  | 0 | 0 | 311000  | 1.17  | 311000  | 0 | 311000  | 1.17  | 311000  | 0 | 311000  | 1.17  | 311000  | 0 | 311000  | 0 | 311000  | 1.17  |
| c  | Employee Trusts   |              | 0     | 0       | 0 | 0 | 0       | 0.00  | 0       | 0 | 0       | 0.00  | 0       | 0 | 0.00    | 0     | 0       | 0 | 0       | 0 | 0.00    | 0     |
| d  | Overseas Depositories (holding DRs) (balancing figure)                          |              | 0     | 0       | 0 | 0 | 0       | 0.00  | 0       | 0 | 0       | 0.00  | 0       | 0 | 0.00    | 0     | 0       | 0 | 0       | 0 | 0.00    | 0     |
| e  | Any Other (specify)   |              | 723   | 9406855 | 0 | 0 | 9406855 | 35.24 | 9406855 | 0 | 9406855 | 35.24 | 9406855 | 0 | 9406855 | 35.24 | 9406855 | 0 | 9406855 | 0 | 9406855 | 35.24 |
|    | Bodies Corporate  |              | 242   | 8566808 | 0 | 0 | 8566808 | 32.09 | 8566808 | 0 | 8566808 | 32.09 | 8566808 | 0 | 8566808 | 32.09 | 8566808 | 0 | 8566808 | 0 | 8566808 | 32.09 |
|    | UMANG COMMERCIAL COMPANY PRIVATE LIMITED  | AAACU 3731B  | 1     | 421181  | 0 | 0 | 421181  | 1.58  | 421181  | 0 | 421181  | 1.58  | 421181  | 0 | 421181  | 1.58  | 421181  | 0 | 421181  | 0 | 421181  | 1.58  |
|    | ARRIHANT CAPITAL MARKETS LTD  | AABCA 6832G  | 1     | 347551  | 0 | 0 | 347551  | 1.30  | 347551  | 0 | 347551  | 1.30  | 347551  | 0 | 347551  | 1.30  | 347551  | 0 | 347551  | 0 | 347551  | 1.30  |



|  |              |     |         |   |   |         |      |         |   |         |   |         |      |         |   |         |   |      |         |
|--|--------------|-----|---------|---|---|---------|------|---------|---|---------|---|---------|------|---------|---|---------|---|------|---------|
| FINQUEST SECURITIES PVT LTD                | AABCB 7028F  | 1   | 1658000 | 0 | 0 | 1658000 | 6.21 | 1658000 | 0 | 1658000 | 0 | 1658000 | 6.21 | 1658000 | 0 | 1658000 | 0 | 0.00 | 1658000 |
| JAKHOTA POLYFIBRE PRIVATE LIMITED          | AABCJ7 246D  | 1   | 500000  | 0 | 0 | 500000  | 1.87 | 500000  | 0 | 500000  | 0 | 500000  | 1.87 | 500000  | 0 | 500000  | 0 | 0.00 | 500000  |
| ANAND RATHI GLOBAL FINANCE LIMITED         | AABCR 11136N | 1   | 600006  | 0 | 0 | 600006  | 2.25 | 600006  | 0 | 600006  | 0 | 600006  | 2.25 | 600006  | 0 | 600006  | 0 | 0.00 | 600006  |
| VIRGYOR INVESTORS & DEVELOPERS PVT. LTD.   | AABCV 1008P  | 1   | 400000  | 0 | 0 | 400000  | 1.50 | 400000  | 0 | 400000  | 0 | 400000  | 1.50 | 400000  | 0 | 400000  | 0 | 0.00 | 400000  |
| ADITYA MARKETING AND MANUFACTURING LIMITED | AAOCA 8226F  | 1   | 969200  | 0 | 0 | 969200  | 3.63 | 969200  | 0 | 969200  | 0 | 969200  | 3.63 | 969200  | 0 | 969200  | 0 | 0.00 | 969200  |
| TEAM INDIA MANAGERS LTD                    | AAOCT 6795L  | 1   | 358000  | 0 | 0 | 358000  | 1.34 | 358000  | 0 | 358000  | 0 | 358000  | 1.34 | 358000  | 0 | 358000  | 0 | 0.00 | 358000  |
| JAKHOTA POLYCHEM PRIVATE LIMITED           | AADCJ4 706A  | 1   | 600000  | 0 | 0 | 600000  | 2.25 | 600000  | 0 | 600000  | 0 | 600000  | 2.25 | 600000  | 0 | 600000  | 0 | 0.00 | 600000  |
| SANGHAI COMMERCIAL AND CREDITS PVT LTD     | AAECS2 841N  | 1   | 631346  | 0 | 0 | 631346  | 2.37 | 631346  | 0 | 631346  | 0 | 631346  | 2.37 | 631346  | 0 | 631346  | 0 | 0.00 | 631346  |
| Clearing Members                           |              | 68  | 143993  | 0 | 0 | 143993  | 0.54 | 143993  | 0 | 143993  | 0 | 143993  | 0.54 | 143993  | 0 | 143993  | 0 | 0.00 | 143993  |
| Director or Director's Relatives           |              | 2   | 7280    | 0 | 0 | 7280    | 0.03 | 7280    | 0 | 7280    | 0 | 7280    | 0.03 | 7280    | 0 | 7280    | 0 | 0.00 | 7280    |
| IEPF                                       |              | 1   | 117768  | 0 | 0 | 117768  | 0.44 | 117768  | 0 | 117768  | 0 | 117768  | 0.44 | 117768  | 0 | 117768  | 0 | 0.00 | 117768  |
| Non-Resident Indian (NRI)                  |              | 409 | 378006  | 0 | 0 | 378006  | 1.42 | 378006  | 0 | 378006  | 0 | 378006  | 1.42 | 378006  | 0 | 378006  | 0 | 0.00 | 378006  |
| Overseas Corporate Bodies                  |              | 1   | 193000  | 0 | 0 | 193000  | 0.72 | 193000  | 0 | 193000  | 0 | 193000  | 0.72 | 193000  | 0 | 193000  | 0 | 0.00 | 193000  |



|   |       |           |   |          |       |         |   |          |       |   |       |   |      |          |
|---|-------|-----------|---|----------|-------|---------|---|----------|-------|---|-------|---|------|----------|
| Sub-Total (B)(3)                                    | 17422 | 188880930 | 0 | 18888093 | 70.76 | 1888809 | 0 | 18888093 | 70.76 | 0 | 70.76 | 0 | 0.00 | 18608730 |
| Total Public Shareholding (B)= (B)(1)+(B)(2)+(B)(3) | 17439 | 217056910 | 0 | 21705691 | 81.31 | 2170569 | 0 | 21705691 | 81.31 | 0 | 81.31 | 0 | 0.00 | 21426328 |






Table IV - Statement showing shareholding pattern of the Non Promoter- Non Public shareholder

| Category & Name of the Shareholders (I)  | PAN (II) | No. of shares held (III) | No. of shares held (IV)          |            | Partly paid-up equity shares held (V) | Nos. of shares underlying Depository Receipts (VI) | Total no. shares held (VII = IV+V+VI) | Shareholding % calculated as per SCRR, 1957 (VIII) | Number of Voting Rights held in each class of securities (IX) |         |       | Total as a % of Total Voting rights | No. of Shares (including Warrants) (X) | Total shareholding, as a % assuming full conversion of convertible securities (XI) | Number of Locked in shares (XII) | As a % of total shares held (XIII) | Number of Shares pledged or otherwise encumbered (XIII) | Number of equity shares held in dematerialized form (XIV) (Not Applicable) |
|--|----------|--------------------------|----------------------------------|------------|---------------------------------------|--|---------------------------------------|--|---|---------|-------|-------------------------------------|--|--|----------------------------------|------------------------------------|---|--|
|  |          |                          | fully paid up equity shares held | share held |                                       |  |                                       |  | Class X   | Class Y | Total |                                     |  |  |                                  |                                    |   |  |
| 1 Custodian/DK Holder  |          | 0                        | 0                                | 0          | 0                                     | 0  | 0                                     | 0.00   | 0   | 0       | 0     | 0.00                                | 0                                      | 0.00   | 0                                | 0.00                               | 0   | 0  |
| 2 Employee Benefit Trust (under SEBI (Share based Employee Benefit) Regulations, 2014) |          | 0                        | 0                                | 0          | 0                                     | 0  | 0                                     | 0.00   | 0   | 0       | 0     | 0.00                                | 0                                      | 0.00   | 0                                | 0.00                               | 0   | 0  |
| Total Non-Promoter- Non Public Shareholding (C) = (C1)+(C2)                            |          | 0                        | 0                                | 0          | 0                                     | 0  | 0                                     | 0.00   | 0   | 0       | 0     | 0.00                                | 0                                      | 0.00   | 0                                | 0.00                               | 0   | 0  |




Table V - Statement showing shareholding pattern of the Significant Beneficiary Owner (SBO)

| Name | PAN | Passport No. in case of a foreign national | Nationality | Details of holding/ exercise of right of the SBO in the reporting company, whether direct or indirect* |               |  |                     | Date of creation / acquisition of significant beneficial interest |
|------|-----|--|-------------|--|---------------|--|---------------------|---|
|      |     |  |             | Shares   | Voting rights | Rights on distributable dividend or any other distribution | Exercise of control |   |

Table II- Unclaim Details

|  |                  |
|--|------------------|
| Details of Shares which remain unclaimed may be given here along with details such as number of shareholders, outstanding shares held in demat/unclaimed suspense account, voting rights which are frozen etc. | No of share held |
|--|------------------|

Table III- Unclaim Details

|  |                  |
|--|------------------|
| Details of Shares which remain unclaimed may be given here along with details such as number of shareholders, outstanding shares held in demat/unclaimed suspense account, voting rights which are frozen etc. | No of share held |
|--|------------------|

Table III- Person in Concert

|   |             |              |           |
|---|-------------|--------------|-----------|
| Details of the shareholders acting as persons in Concert including their Shareholding |             |              |           |
| Name of shareholder   | Name of PAC | No. of share | Holding % |

