

Shareholding Pattern under Regulation 31 of SEBI (Listing Obligations and Disclosure Requirements) Regulations, 2015

1.	Name of Listed Entity : Mangalam Cement Limited
2.	ScriptCode / Name of Scrip / Class of Security : MANGLMCEM
3.	Share Holding Pattern Filed under : 31(1)(b)
4.	Share Holding Pattern as on : 31.12.2018
5.	Declaration : The Listed entity is required to submit the following declaration to the extent of submission of information:-

Particulars		Yes*	No*
1	Whether the Listed Entity has issued any partly paid up shares?		No
2	Whether the Listed Entity has issued any Convertible Securities or Warrants?		No
3	Whether the Listed Entity has any shares against which depository receipts are issued?		No
4	Whether the Listed Entity has any shares in locked-in?		No
5	Whether any shares held by promoters are pledge or otherwise encumbered?	Yes	No

*If the Listed Entity selects the option 'No' for the questions above, the columns for the partly paid up shares, Outstanding Convertible Securities / Warrants, depository receipts, locked-in shares, No of shares pledge or otherwise encumbered by promoters, as applicable, shall not be displayed at the time of dissemination on the Stock Exchange website. Also wherever there is 'No' declared by Listed Entity in above table the values will be considered as 'Zero' by default on submission of the format of holding of specified securities.



Table I - Summary Statement holding of specified securities

Category of shareholder	Nos. of share holders	No. of fully paid up equity shares held	No. of partly paid up equity shares held	No. of Depository Receipts	Total nos. Shares held (IV)+(V)+(VI)+(VII)+(VIII)+(IX)+(X)+(XI)+(XII)+(XIII)+(XIV)	Shareholding as a % of total shares (calculated as per SCRR 1957)	Number of Voting Rights Held in each class of securities	No. of Shares held in share holding in the name of the company (including outstanding convertible securities (as a % of diluted share capital) (X)+(XI)+(XII)+(XIII)+(XIV))	Number of Locked shares	Number of Shares pledged or otherwise encumbered	Number of equity shares held in dematerialized form													
												(I)	(II)	(III)	(IV)	(V)	(VI)	(VII) = (VIII) + (IX) + (X) + (XI) + (XII) + (XIII) + (XIV)	(X)	(XI) = (VII) + (X) As a % of (A+B+C)	(XII)	(XIII)	(XIV)	
<table border="0" style="width:100%; border:none;"> <tr> <td style="width:15%;"></td> <td style="width:15%; text-align:center;">NO. OF VOTING RIGHTS</td> <td style="width:15%; text-align:center;">TOTAL AS</td> <td style="width:15%; text-align:center;">CLASS X</td> <td style="width:15%; text-align:center;">CLASS Y</td> <td style="width:15%; text-align:center;">TOTAL</td> <td style="width:15%; text-align:center;">% OF (A+B+C)</td> <td style="width:15%;"></td> <td style="width:15%;"></td> <td style="width:15%;"></td> <td style="width:15%;"></td> <td style="width:15%;"></td> </tr> </table>														NO. OF VOTING RIGHTS	TOTAL AS	CLASS X	CLASS Y	TOTAL	% OF (A+B+C)					
	NO. OF VOTING RIGHTS	TOTAL AS	CLASS X	CLASS Y	TOTAL	% OF (A+B+C)																		
(A) Promoter & Shareholder	10	4416219	0	0	4416219	16.54	4416219	0	0	0	800000	18.12	4416219											
(B) Public	18161	22277561	0	0	22277561	83.46	22277561	0	0	0	N.A.	N.A.	21976075											
(C) Non Promoter Non Public	0	0	0	0	0	0.00	0	0	0	0	N.A.	N.A.	0											
(C1) Shares Underlying DRs	0	0	0	0	0	0.00	0	0	0	0	N.A.	N.A.	0											
(C2) Shares Held by Employee Trusts	0	0	0	0	0	0.00	0	0	0	0	N.A.	N.A.	0											
TOTAL	18171	26693780	0	0	26693780	100.00	26693780	100.00	100.00	0	800000	2.99	26392294											



Table II Statement showing shareholding pattern of the Promotor And Promoter Group

Category & Name of the shareholders	PAN	Nos of share holders	No. of fully paid up equity shares held	No. of partly paid up equity shares held	No. of No. Of Total nos. shares held (IV)+(V)+(VII)+(VIII)+(IX)+(X)+(XI)+(XII)+(XIII)+(XIV)	Share holding as a % of total shares (calculated as per SCRR 1957)	Number of Voting Rights Held in each class of securities	No of share holding in	No of Shares holding in shares	Number of locked shares	Number of Shares pledged or otherwise encumbered	Number of equity shares held in demat-form			
								(a) of total shares held	(b) of total shares	(a) of total shares	(b) of total shares				
(I) Indian	(II)	(III)	(IV)	(V)	(VI)	(VII) = (IV)+(V)+(VI)+(VII)+(VIII)+(IX)+(X)+(XI)+(XII)+(XIII)+(XIV)	(VIII) As a % of (A+B+C2)	(IX)	NO. OF VOTING RIGHTS CLASS X CLASS Y TOTAL	TOTAL AS % OF (A+B+C)	(X)	(XI)-(VII) + (X) As a % of (A+B+C2)	(XII)	(XIII)	(XIV)
(a) Individuals (hufl)		5	136869	0	NIL	136869	0.51	136869	NIL	136869	0	0.00	0	0.00	136869
ANSHUMAN VIKRAM JALAN	AGRBJ7082L		40000	0	NIL	40000	0.15	40000	NIL	40000	0	0.00	0	0.00	40000
BASANT KUMAR BIRLA	AERPB310L		10540	0	NIL	10540	0.04	10540	NIL	10540	0	0.00	0	0.00	10540
VIDULA JALAN	AEPVK1058A		76100	0	NIL	76100	0.29	76100	NIL	76100	0	0.00	0	0.00	76100
VAISHRAVI JALAN	AHBPJ0041L		3629	0	NIL	3629	0.01	3629	NIL	3629	0	0.00	0	0.00	3629
ANANDAN VIKRAM JALAN	BAJBJ7047Q		6600	0	NIL	6600	0.02	6600	NIL	6600	0	0.00	0	0.00	6600
(b) Central Gov./state Gov		0	0	0	NIL	0	0.00	0	NIL	0	0	0.00	0	0.00	0
(c) Financial Inst. Banks		0	0	0	NIL	0	0.00	0	NIL	0	0	0.00	0	0.00	0
(d) Any Other (specify) Bodies Corporate		5	4279350	0	NIL	4279350	16.03	4279350	NIL	4279350	0	0.00	0	0.00	4279350
CENTURY TEXTILES AND INDUSTRIES LTD	AAACG2659Q		2220500	0	NIL	2220500	8.32	2220500	NIL	2220500	0	0.00	0	0.00	2220500
PILANI INVESTMENT AND INDUSTRIES CORPORA TION LTD.	AAACP7642R		1120000	0	NIL	1120000	4.20	1120000	NIL	1120000	0	0.00	0	0.00	1120000
B. K. BIRLA FOUNDATION	AACCB3092J		110000	0	NIL	110000	0.41	110000	NIL	110000	0	0.00	0	0.00	110000
VIDULA CONSULTANCY SERVICES LIMITED	AACCV1756D		28850	0	NIL	28850	0.11	28850	NIL	28850	0	0.00	0	0.00	28850
CYGNET INDUSTRIES LIMITED	AAACC0662F		800000	0	NIL	800000	3.00	800000	NIL	800000	0	0.00	0	0.00	800000
Any Other Total(A) (1)		5	4279350	0	NIL	4279350	16.03	4279350	NIL	4279350	0	0.00	0	0.00	4279350
Sub-Total(A) (1)		10	4416219	0	NIL	4416219	16.54	4416219	NIL	4416219	0	0.00	0	0.00	4416219
(2) Foreign															
(a) Individuals NRI/ Foreign Individuals		0	0	0	NIL	0	0.00	0	NIL	0	0	0.00	0	0.00	0
(b) Government		0	0	0	NIL	0	0.00	0	NIL	0	0	0.00	0	0.00	0
(c) Institutions		0	0	0	NIL	0	0.00	0	NIL	0	0	0.00	0	0.00	0
(d) Foreign Portfolio Investor		0	0	0	NIL	0	0.00	0	NIL	0	0	0.00	0	0.00	0
(e) Any Other (specify) Bodies Corporate		0	0	0	NIL	0	0.00	0	NIL	0	0	0.00	0	0.00	0
Sub-Total(A) (2)		0	0	0	NIL	0	0.00	0	NIL	0	0	0.00	0	0.00	0
Total Share Holding of PROMOTOR AND PROMOTER GROUP (A) = (A) (1) + (A) (2)		10	4416219	0	NIL	4416219	16.54	4416219	NIL	4416219	0	0.00	0	0.00	4416219





Table III Statement showing shareholding pattern of the Public Shareholder

Category & Name of the Shareholders	PAN	Nos. of share holders	No. of fully paid up equity shares held	No. of partly paid up equity shares held	No. of Shares Under Depository Receipts	Total nos. Shares held (IV)+(V)+(VI)+(VII)	Share holding as a % of total no. of shares (calculated as per SCRR 1957)	Number of Voting Rights held in each class of securities	No. of Shares held in (A+B+C)	No. of Shares holding in shares under a % assuming full conversion of convertible securities (as a % of diluted share capital)	Number of Locked Shares	Number of Shares pledged or otherwise encumbered	Number of equity shares held in dematerialized form
(I) Institutions													
(a) Mutual Funds		2	767397	0	0	767397	2.87	767397	2.87	2.87	0	0.00	767397
SBI MAGNUM MIDCAP FUND	AABNS6407Q		766567	0	0	766567	2.87	766567	2.87	2.87	0	0.00	766567
(b) Venture Capital Funds		0	0	0	0	0	0.00	0	0.00	0.00	0	0.00	0
(c) Alternate Investment Funds		0	0	0	0	0	0.00	0	0.00	0.00	0	0.00	0
(d) Foreign Venture Capital Investors		0	0	0	0	0	0.00	0	0.00	0.00	0	0.00	0
(e) Foreign Portfolio Investors		7	2177887	0	0	2177887	8.16	2177887	8.16	8.16	0	0.00	2177887
INDIA CAPITAL FUND LIMITED	AAAGM3867E		1972418	0	0	1972418	7.39	1972418	7.39	7.39	0	0.00	1972418
(f) Financial Institutions/Banks		6	10522	0	0	10522	0.04	10522	0.04	0.04	0	0.00	10522
(g) Insurance Companies		1	250	0	0	250	0.00	250	0.00	0.00	0	0.00	250
(h) Provident Funds/Pension Funds		0	0	0	0	0	0.00	0	0.00	0.00	0	0.00	0
(k) Any Other (specify Foreign Institutional Investors (FPI))		0	0	0	0	0	0.00	0	0.00	0.00	0	0.00	0
Sub-Total (B) (1)		16	2956056	0	0	2956056	11.07	2956056	11.07	11.07	0	0.00	2956056
(2) Central Government/State Government(s)/President of India		0	0	0	0	0	0.00	0	0.00	0.00	0	0.00	0
Sub-Total (B) (2)		0	0	0	0	0	0.00	0	0.00	0.00	0	0.00	0
(3) Non-Institutions		0	0	0	0	0	0.00	0	0.00	0.00	0	0.00	0
(a) Individuals- I. Individual Shareholders holding nominal share capital up to Rs. 2 lac		17376	4513703	0	0	4513703	16.91	4513703	16.91	16.91	0	0.00	4513703

(a) Individuals-
II. Individual Shareholders holding nominal share capital up to Rs. 2 lac

N.A. 4214951



Capital in excess of
Rs. 2 lac.

(a) Employee Trust	30	5377747	0	NIL	5377747	20.15	5377747	NIL	5377747	20.15	NIL	20.15	0	0.00	N.A.	5377747
(b) Overseas Depositories (holding Drs) (balancing figure)	0	0	0	NIL	0	0.00	0	NIL	0	0.00	NIL	0.00	0	NIL	N.A.	0
(c) Any Other (specify) Bodies Corporate	247	7783537	0	NIL	7783537	29.16	7783537	NIL	7783537	29.16	NIL	29.16	0	0.00	N.A.	7780803
UNANG COMMERCIAL COMPANY PRIVATE LIMITED		AACCU3731B	0	NIL	421181	1.58	421181	NIL	421181	1.58	NIL	1.58	0	0.00	N.A.	421181
FINQUEST SECURITIES PVT LTD		AABG3702E	0	NIL	1099566	4.12	1099566	NIL	1099566	4.12	NIL	4.12	0	0.00	N.A.	1099566
VIBGYOR INVESTORS & DEVELOPERS PVT. LTD.		AABCV1008P	0	NIL	400000	1.50	400000	NIL	400000	1.50	NIL	1.50	0	0.00	N.A.	400000
ADITYA MARKETING AND MANUFACTURING LIMIT		AACCA8226F	0	NIL	969200	3.63	969200	NIL	969200	3.63	NIL	3.63	0	0.00	N.A.	969200
ED		AACCM0879E	0	NIL	603797	2.26	603797	NIL	603797	2.26	NIL	2.26	0	0.00	N.A.	603797
MANN INVESTMENT AND TRADING CO. LTD.		AACEE3751H	0	NIL	3019563	11.31	3019563	NIL	3019563	11.31	NIL	11.31	0	0.00	N.A.	3019563
EUSTON INDUSTRIES LTD		AACEE3751H	0	NIL	3019563	11.31	3019563	NIL	3019563	11.31	NIL	11.31	0	0.00	N.A.	3019563
(g) Any Other (specify) OCB	1	193000	0	NIL	193000	0.72	193000	NIL	193000	0.72	NIL	0.72	0	0.00	N.A.	193000
(h) Any Other (specify) Non-resident Indian. non-repeat	162	242024	0	NIL	242024	0.91	242024	NIL	242024	0.91	NIL	0.91	0	0.00	N.A.	242024
(1) Any Other (specify) Non-resident Indian repeat	254	143494	0	NIL	143494	0.54	143494	NIL	143494	0.54	NIL	0.54	0	0.00	N.A.	143494
(j) Any Other (specify) Clearing Member	69	54501	0	NIL	54501	0.20	54501	NIL	54501	0.20	NIL	0.20	0	0.00	N.A.	54501
(k) Any Other (specify) Trust	2	888451	0	NIL	888451	3.33	888451	NIL	888451	3.33	NIL	3.33	0	0.00	N.A.	888451
KASORAN WELFARE SOCIETY		AABTK1590G	0	NIL	877500	3.29	877500	NIL	877500	3.29	NIL	3.29	0	0.00	N.A.	877500
(o) Any Other (specify) DIRECTOR'S & THEIR RELATIVES	2	7280	0	NIL	7280	0.03	7280	NIL	7280	0.03	NIL	0.03	0	0.00	N.A.	7280
(r) Any Other (specify) IEPF	2	117768	0	NIL	117768	0.44	117768	NIL	117768	0.44	NIL	0.44	0	0.00	N.A.	117768
Any Other Total (B) (3)	739	9430055	0	NIL	9430055	35.33	9430055	NIL	9430055	35.33	NIL	35.33	0	0.00	N.A.	9427321
Sub-Total (B) (3)	18145	19321505	0	NIL	19321505	72.38	19321505	NIL	19321505	72.38	NIL	72.38	0	0.00	N.A.	19020019
Total Share Holding of PUBLIC SHAREHOLDER (B) = (B) (1) + (B) (2) + (B) (3)	18161	22277561	0	NIL	22277561	83.46	22277561	NIL	22277561	83.46	NIL	83.46	0	0.00	N.A.	21976075




Table IV Statement showing shareholding pattern of the Non Promoter-no Public Shareholder

Category & Name of the shareholders	PAN	Nos. of share holders	No. of fully paid up equity shares held	No. of No. Of partly shares under equity lying Depository	No. Of Total nos. shares held	Share holding as a % of total shares held as per SCRR 1957)	Number of Voting Rights of each class of securities	No of Shares held in	No of Shares holding in shares	Number of Locked shares held	Number of Shares pledged or otherwise encumbered	Number of equity shares held in dematerialized form	
													(I)
(1) CUSTODIAN/DR HOLDER													
(A) Name of Dr Holder (if available)		0	0	0	0	0.00	0 NIL	0.00	0.00	0 NIL	0 NIL	0	
Sub-Total (C) (1)		0	0	0	0	0.00	0 NIL	0.00	0.00	0 NIL	0 NIL	0	
(2) EMPLOYEE BENEFIT TRUST													
(A) (under Sabl (share Based Employee Benefit) Regulations 2014)		0	0	0	0	0.00	0 NIL	0.00	0.00	0 NIL	0 NIL	0	
Sub-Total (C) (2)		0	0	0	0	0.00	0 NIL	0.00	0.00	0 NIL	0 NIL	0	
Total Share Holding of NON PROMOTER-NO PUBLIC SHAREHOLDER(C) = (C) (1)+(C) (2)+(C) (3)													
GRAND TOTAL		18171	26693780	0	0	26693780 100.00	26693780 NIL	26693780 100.00	100.00	0 NIL	0 NIL	800000 3.00	26332294

*****END OF REPORT*****

